Product Data Sheet

GW10676

CHORUSMART - Domestic range



Flush-mounting axial roller shutter module. Device for commanding the motor that drives roller shutters, curtains, Venetian blinds, roller blinds, etc. via 2 interlocked output contacts with potential. Two axial push-buttons on the front for upward (UP) and downward (DOWN) movement, and for regulating the tilt of the slats. The device must be completed with the front buttons key available. The device has n°3 DIP-switches, located on the back of the device, for feature configuration.

Description	Axial roller shutter module	Power supply	100 ÷ 240 V ac - 50/60 Hz
No. modules	2	No. input channels	2
Local control	Via 2 front push buttons (to complete with button key)	Auxiliary input channel voltage	100 ÷ 240 V ac - 50/60 Hz
Stocking temperature	-25 ÷ +70 °C	N. of LED input channels	-
Working temperature	-5 ÷ +45 °C	LED input channels voltage	-
Relative humidity (non-condensative)	Max 93%	No. output channels	2
Front light signaling	Blue led	Output contacts	n. 2 x 2.3 A cosφ 0.6
Wiring terminals	With screw	240 V ac Incandescent-halogen lamps	-
Terminal tightening capacity stranded cables (mm²)	Max. 1.5	240 V ac LED lamps	-
Terminal tightening capacity solid cables (mm²)	Max. 1.5	Loads piloted from electronic transf. 240 V ac	-
Context	Dry indoor places	240 V Fluorescent lamps	-
IP degree	IP20 (with button key)	Load control	-
Standard	2014/35/EU (LVD), 2014/30/EU (EMC), 2011/65/EU + 2015/863 (RoHS), EN 60669-2-1, EN 60669-1, EN IEC 63000		

DIMENSIONAL

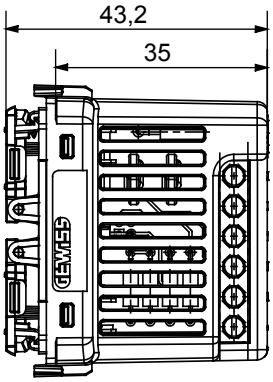

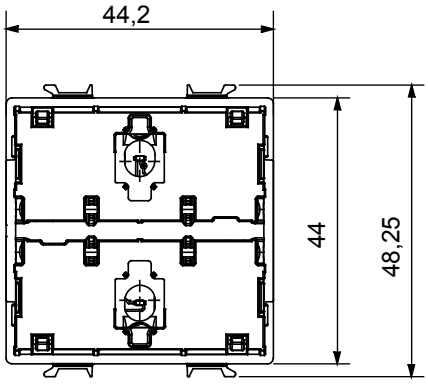

TECHNICAL SYMBOLOGY

IP20 (with button key)

STANDARDS/APPROVALS

GEWISS S.p.A. Via A. Volta, 1
24069 Cenate Sotto - Bergamo - Italy
tel. +39 035 94 61 11 fax +39 035 94 69 09
Company subject to the management and coordination of Polifin S.p.A.

www.gewiss.com
sat@gewiss.com
Last update 29/11/2026

Data, measures, designs and pictures are shown only as informative purposes, and could be changed without previous notice