

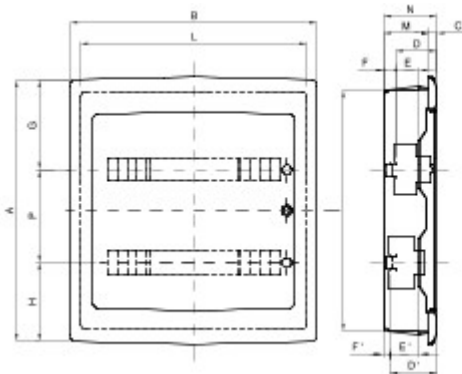


The range of IP40 protected flush mounting enclosures offers sizes from 2 to 72 modules, available with a smoked transparent door (particularly suitable for the commercial and industrial sector) or a blank door (ideal for domestic application). They can be equipped with bipolar and unipolar terminal blocks, 80 A and 125 A, with screw wiring; they allow to create simple and neat wiring reducing the set-up time of the enclosure.

Clasă izolație	II (conform standardelor IEC 61140)	Culoare	Alb RAL 9016
Dim. exterioare LxHxP (mm)	465x505x85	Clasă de protecție IP	IP40
Instalare	Cu montaj îngropat	Putere disipabilă (W)	52
Cod IK	IK08	Tensiune nominală	400 V
Culoare ușă	Transparent fumuriu	Nr. module EN 50022	36 (18x2)
Curent nominal	125 A	Glow Test conductori	650 °C
Temperatură de operare	-15 +60 °C	Tip de material	Fără halogen conform EN 60754-2
Electrocod	0311	Termo-presiune cu bilă	70 °C
Standard	EN 60670-1 (CEI 23-48) IEC60670-24 CEI 23-49	Tensiune izolație	750 V
Nr. maxim blocuri terminale instalabile	2 x18 module		

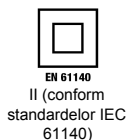


### DIMENSIONAL



		A	B	C	N	D	E	F	G	H	P	D	E	F	I	L	M
24M	GW 40 606	420	330	16	101	75	48	17	148	122	60	-	-	-	380	290	85
	GW 40 886																
36M	GW 40 609	505	465	16	101	75	48	17	175	155	175	-	-	-	465	427	85
	GW 40 889																
54M	GW 40 610	680	465	25	120	75	48	37	175	155	175	101	74	11	630	415	95
	GW 40 890																
72M	GW 40 611	880	465	25	120	75	48	37	175	155	175	101	74	11	805	415	95
	GW 40 891																

### TECHNICAL SYMBOLOGY



**IP**

IP40

**IK**

IK08

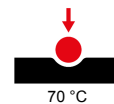
**GWT**

650 °C



**HF**

Fără halogen  
conform EN 60754-2



### STANDARDS/APPROVALS

