


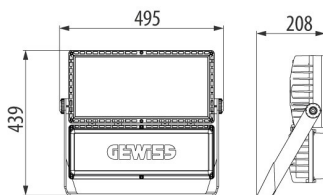
Smart [PRO] 2.0



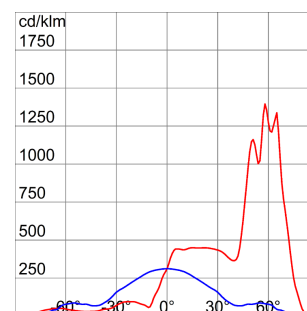
SMART [PRO] 2.0 is a medium power outdoor and indoor LED projector, suitable for lighting sports areas and facilities. It can be installed on the wall, ceiling or ground thanks to the polyester powder coated galvanised steel bracket, with trivalent passivation, equipped with adjustable goniometric scale and supplied in kit. The body is produced in aluminium die casting EN AB 46100, with integrated passive heat sink, powder coated polyester with trivalent passivation. Metal core PCB with CSP LED. Reflector made of metallic HT PC or anodised and polished aluminium. Hardened front glass with 4mm thickness, anti-ageing silicone seals and A2 stainless steel exterior screws. Plastic venting and anti-condensation device. Electrical connection via IP68 connector for 1.5mm² cables. Insulation class 1. Driver integrated in options 1-10 V or DALI. Available with nine different types of optics, three types of Colour Temperature (3,000K/4,000K/5,700K) and two different types of Chromatic Yield Index (CRI>70, CRI>80). Designed to withstand surges up to 5KV (RCCB mode) and 10KV (common mode), temperature variations from -30°C to +50°C, water and dust penetration up to IP66 protection and impacts up to IK08.

GENERAL INFORMATION		OPTIC AND ILLUMINATING FEATURES	
Context	Sport, Big Areas	Optyka	A2 - Asymmetrical Medium
Luminaire	LED luminaire with small, mid and high lumen power	Unified Glare Rating	G*3 - ULOR = 0
Zastosowanie	Wewnętrzny/Zewnętrzny	Moc z oprawy (lm)	30600
Unique digital code (Datamatrix)	Currently not present	Efficiency (lm/W)	93
Kolor	Szary grafitowy	Temperatura Barwowa	5700 K
Rodzaj źródła światła	Dioda LED - Niewymienna	Color Rendering Index	CRI>80
Moc	330 W	Standard Deviation Colour Matching	SDCM = 3
LED Lifetime	L90B10(Tq25°C)=40.000h; L80B10(Tq25°C)=90.000h	Photobiological Risk Class	-
Masa (kg)	13	Norma	EN60598-1; EN60598-2-5; IEC 62778; IEC 62471; EN13201
Gwarancja	5 lat	ELETRICAL AND LIGHTING FEATURES	
Temperatura przechowywania	-	Zasilanie wyjściowe	220 - 240 V
Operating temperature	-30 +50 °C	Prąd częstotliwość (Hz)	50 / 60
MATERIALS		Driver	Included
Body	Aluminium odlewane ciśnieniowo	Driver failure rate	F10 = 80.000h Tq25°C
Typ osłony	Flat tempered glass 4mm	Overvoltage protection	DM 5KV / CM 10KV
Optic	Polished anodised aluminum reflector with 99.99% pure aluminum	Control System	Samodzielne - 1/10V
Gasket	Anti-ageing silicone	INSTALLATION AND MAINTENANCE	
Locking Hook	Hexagonal metric screws	Mouting and installation	High-mast lighting - Wall mounting - Ground mouting
External screw	Stainless steel	Tilt	Rotation on bracket with integrated goniometer
Colour	Polyester powder coated	Wiring	Watertight connector
STANDARDS AND APPROVALS		Mocowanie	Uchwyt
Klasyfikacja	-	Optic Maintenance	Not available
Urządzenie z ograniczoną temperaturą powierzchni	Nie	LED Maintenance	Not available
Świadectwo wg DIN 18032-3	Tak	Driver Box	Wbudowana
IPEA	-	Maksymalna powierzchnia wystawiona na działanie wiatru	0,170 m2
Klasa Izolacji	I		-
Ochrona IP	IP66		-
Odporność na wstrząsy	IK08		-
Próba rozżarzonym drutem	-		-

DIMENSIONAL



PHOTOMETRIC DISTRIBUTION



Smart [PRO] 2.0

TECHNICAL SYMBOLOGY



IP
IP66

IK
IK08

GWT
-

STANDARDS/APPROVALS

