


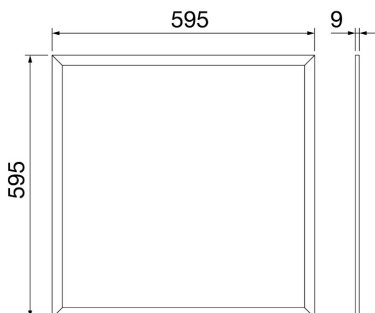
### ELIA PL



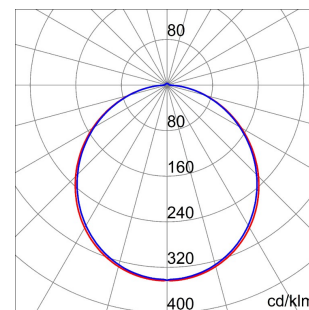
ELIA PL is a LED lowbay for lighting offices, available in square or rectangular versions with a frame in white powder-coated die-cast aluminium and two types of PMMA shield, a high-efficiency micro-prism version with a UGR of less than 19 and an opal version with an UGR of 22. ELIA PL can be flush-mounted in false ceilings with standard panels, or alternatively, can be ceiling or suspension-mounted using the accessories provided separately. The family of products is available with a colour temperature of 3,000K (warm white) or 4,000K (neutral white), a colour rendering index of more than 80 or more than 90 and a separate electronic power supply supplied as part of a kit, in On/Off or DALI versions. ELIA PL is easy to install thanks to the reduced weight of the device and the connector for electrical wiring which enables connection to the remote power supplyto.

GENERAL INFORMATION		OPTIC AND ILLUMINATING FEATURES	
Context	Interior lighting	Optyka	Wide opal
Luminaire	Modular LED luminaire	Unified Glare Rating	UGR<22
Zastosowanie	Wewnętrzny	Moc z oprawy (lm)	4300
Unique digital code (Datamatrix)	Currently not present	Efficacy (lm/W)	130
Kolor	Biały	Temperatura Barwowa	4000 K
Rodzaj źródła światła	LED	Colour Rendering Index	CRI 80
Moc	33 W	Standard Deviation Colour Matching	SDCM = 3
LED Lifetime	L80B50 (Tq25°) = 50.000h	Photobiological Risk Class	RG0
Masa (kg)	2.4	Norma	EN 60598-1; EN 60598-2-2; IEC/TR 62778; EN 62493
Gwarancja	5 lat	ELETRICAL AND LIGHTING FEATURES	
Temperatura przechowywania	-20° +65°	Zasilanie wyjściowe	220-240 V
Operating temperature	-20° +45°	Prąd częstotliwość (Hz)	50 / 60
MATERIALS		Driver	External - Included
Body	Aluminium	Driver failure rate	F025 (Tq=25°C) = 50.000 h
Typ osłony	PMMA	Overvoltage protection	DM 1 kV
Optic	High-diffusion opalescent diffuser	Control System	ON / OFF
Gasket	-	INSTALLATION AND MAINTENANCE	
Locking Hook	-	Mounting and installation	Recessed (ceiling-mounted and hanging require separately ordered accessories)
External screw	-	Tilt	With suspension adjustment Kit
Colour	Powder coating	Wiring	With connection terminal on driver
STANDARDS AND APPROVALS		Mocowanie	Free-standing or via separately ordered accessories
Klasyfikacja	-	Light souce replaceability	Non-replaceable
Urządzenie z ograniczoną temperaturą powierzchni	-	Controlgear replaceability	By professional
Świadectwo wg DIN 18032-3	-	Driver Box	-
IPEA	-	Maksymalna powierzchnia wystawiona na działanie wiatru	-
Klasa Izolacji	II	-	-
Ochrona IP	IP20 - IP40	-	-
Odporność na wstrząsy	IK03	-	-
Próba rozżarzoną drutem	650 °C	-	-

### DIMENSIONAL



### PHOTOMETRIC DISTRIBUTION



### TECHNICAL SYMBOLOGY



**IP**  
IP20 - IP40

**IK**  
IK03

**GWT**  
650 °C

ELIA PL

## STANDARDS/APPROVALS

