

Product Data Sheet

GWF1410MH840

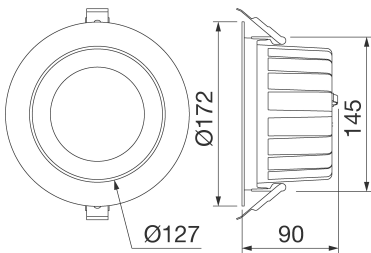
ELIA AL - Accent LED



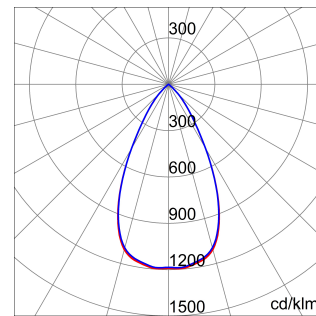
ELIA AL is a flush-mounting LED device for accent lighting in commercial areas and offices, composed of a white powder-coated die-cast aluminium frame and 2 different optics (36° and 60°) that guarantee a UGR of less than 19. The range is available in two sizes, with a colour temperature of 3,000K (warm white) or 4,000K (neutral white), a colour rendering index of more than 80 or more than 90 and the option of an electronic power supply with On/Off or DALI command. This modular flush-mounting solution features a rotosymmetrical optic equipped with a passive heat removal system, in die-cast aluminium. Installation is quick and easy, thanks to of the reduced weight of the device, the bayonet coupling and the simple wiring, with the connector located on the device and remote power supply included.

GENERAL INFORMATION		OPTIC AND ILLUMINATING FEATURES	
Context	Interior lighting	Optic	60°
Luminaire	LED luminaire for accentuation	Unified Glare Rating	UGR<19
Application	Internal	Lumen output (lm)	2800
Unique digital code (Datamatrix)	Currently not present	Efficacy (lm/W)	112
Colour	White	Colour temperature	4000 K
Type of light source	LED	Colour Rendering Index	CRI 80
System power	25 W	Standard Deviation Colour Matching	SDCM = 3
LED Lifetime	L80B50 (Tq25°) = 50.000h	Photobiological Risk Class	RG0
Weight (kg)	0.7	Standard	EN 60598-1; EN 60598-2-2; IEC/TR 62778; EN 62493
Warranty	5 years	ELETRICAL AND LIGHTING FEATURES	
Stocking temperature	-20° +65°	Supply voltage	220-240 V
Operating temperature	-20° +45°	Rated frequency (Hz)	50 / 60
MATERIALS		Driver	External - Included
Body	Die-cast aluminium	Driver failure rate	F025 (Tq=25°C) = 50.000 h
Shield type	-	Overtoltage protection	DM 1 kV
Optic	High-efficiency reflector	Control System	ON / OFF
Gasket	-	INSTALLATION AND MAINTENANCE	
Locking Hook	-	Mounting and installation	For flush-mounting
External screw	-	Tilt	-
Colour	Powder coating	Wiring	With connection terminal on driver
STANDARDS AND APPROVALS		Fixing	Via springs integrated with the luminaire
Classification	-	Light souce replaceability	Non-replaceable
Device with reduced surface temperature	-	Controlgear replaceability	By professional
DIN 18032-3 certification	Not available	Driver Box	-
IPEA	-	Maximum surface exposed to the wind	-
Insulation class	II	-	-
IP degree	IP40 - IP54	-	-
Mechanical resistance	IK06	-	-
Glow Wire Test	850 °C	-	-

DIMENSIONAL



PHOTOMETRIC DISTRIBUTION



TECHNICAL SYMBOLOGY

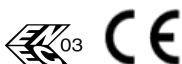


IP
IP40 - IP54

IK
IK06

GWT
850 °C

STANDARDS/APPROVALS



Data, measures, designs and pictures are for information purpose only, last update 30/04/2025. They can be changed at any moment, therefore it is always recommended to read the last updated version published on the website www.gewiss.com. Lumen output and system power are subject to a tolerance of +/- 10%. Unless stated otherwise, the values apply to an ambient temperature of 25°C. Terms of warranty at <https://www.gewiss.com/it/en/company/landingpage/led-warranty>. - 1 of 1