



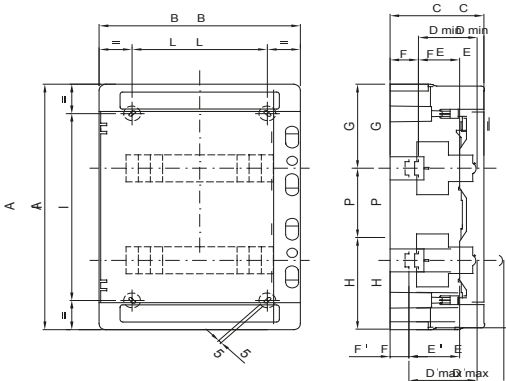
IP65 range of watertight enclosures from 8 to 72M with smoked transparent door and equipped with screw wiring multipolar terminal blocks, 80 A and IP20. The main technical features are: reversible front and back panel, removable frames and panels with windows and detachable doors with up to 180° opening and lock accessory. The terminal blocks allow to create simple and neat wiring reducing the set-up time of the enclosure.

Insulation class	II (according to IEC 61140 standards)	Colour	Grey RAL 7035
Outer dim. LxHxD (mm)	410x655x140	IP degree	IP65
Dispersible power (W)	66	Mechanical resistance	IK09
Rated voltage	400 V	Door colour	Smoked Transparent
Terminal blocks	80 A - IP20 bipolar holes with screws	No. of modules EN 50022	54 (18x3)
Rated current	125 A	Glow Wire Test	650 °C
Operating temperature	-25 +60 °C	Type of material	Halogen-free in compliance with EN 60754-2
Electrocod	0321	Thermo-pressure with ball	70 °C
Accessories for insulation restoring	Screwcaps (GW44623) or fixing brackets in resin (GW44621)	Standard	EN 60670-1 (CEI 23-48) IEC60670-24 CEI 23-49
Insulation voltage	1000 V according to EN 62208 both in ac as well as in dc	Pole 1 (mm²)	N/E 3x[(3x16) + (17x10)]
Pole 2 (mm²)	N/E 3x[(3x16) + (17x10)]		

BEHAVIOUR WITH CHEMICAL AND ATMOSPHERIC AGENTS

Saline solution	Acids		Bases		Solvents				Mineral oil	UV rays
	Concentrated	Diluted	Concentrated	Diluted	Hexane	Benzol	Acetone	Alcohol		
Resistant	Not resistant	Limited resistance	Not resistant	Limited resistance	Limited resistance	Not resistant	Not resistant	Limited resistance	Limited resistance	Limited resistance

DIMENSIONAL



	Codi ce	Ingombro			Montaggio modulari								Fissaggio			
		A	B	C	D min	E	F	G	H	P	D'max	E'	F'	NR	I	L
24M	GW 40 104	420	298	140	75	48	48	147,5	122,5	150	102	75	21	4	320	200
	GW 40 105	570	298	140	75	48	48	147,5	122,5	150	102	75	21	4	494	200
36M	GW 40 107	463	410	140	75	48	48	154	134	175	102	75	21	4	363	310
	GW 40 108	655	410	140	75	48	48	162,5	142,5	175	102	75	21	6	293	319
72M	GW 40 109	878	410	160	75	48	48	175	155	200/175	102	75	21	6	394	319

TECHNICAL SYMBOLOGY



II (according to IEC 61140 standards)

IP

IP65

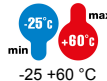
IK

IK09

GWT

650 °C

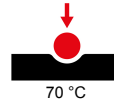
INSTALLATION



-25 +60 °C

HF

Halogen-free in compliance with EN 60754-2



70 °C



1000 V according to EN 62208 both in ac as well as in dc

STANDARDS/APPROVALS

