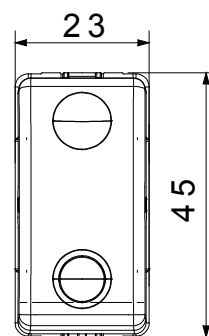
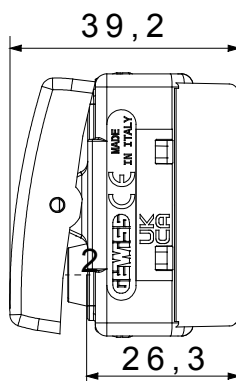
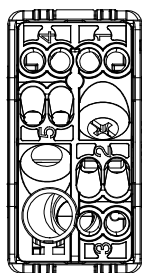


The System modular devices make it possible to create infinite combination between devices and plates, thanks to a complete range that is able to satisfy all design, functional and installation requirements. Colour and finiture: glossy white, bright and versatile
The range includes commands, socket- outlets, protection, indicators, connectors and devices for the control, safety and comfort of your home.

| | | | |
|--|------------------------------|---|--------------------------------|
| Category | Push-button | Button key | Stop |
| Symbol | Red | Colour | White |
| Description | 1P NC - 10A - Aux. NO | Voltage | 250 V ac |
| Signalling unit | - | Standard | EN 60669-1 |
| Resistance at test voltage | 2000 V at 50 Hz for 1 minute | Insulation resistance | > 5 MOhm |
| Wiring terminals | With screw | Prolonged operation switch (no.of position changes) | 40.000 at In 250 V ac cosφ=0,6 |
| Thermo-pressure with ball | 125 °C | Glow Wire Test | 850 °C |
| Terminal grip on cable traction | > 50 N | Terminal tightening capacity stranded cables (mm²) | min. 0,75 - max. 2x4 |
| Terminal tightening capacity solid cables (mm²) | min. 0,5 - max. 2x2,5 | No. SYSTEM modules | 1 |
| Material | Technopolymer | Electrocod | 0130 |

DIMENSIONAL



TECHNICAL SYMBOLOGY



STANDARDS/APPROVALS

