



ELIA AL is a flush-mounting LED device for accent lighting in commercial areas and offices, composed of a white powder-coated die-cast aluminium frame and 2 different optics (36° and 60°) that guarantee a UGR of less than 19. The range is available in two sizes, with a colour temperature of 3,000K (warm white) or 4,000K (neutral white), a colour rendering index of more than 80 or more than 90 and the option of an electronic power supply with On/Off or DALI command. This modular flush-mounting solution features a rotosymmetrical optic equipped with a passive heat removal system, in die-cast aluminium. Installation is quick and easy, thanks to of the reduced weight of the device, the bayonet coupling and the simple wiring, with the connector located on the device and remote power supply included.

GENERAL INFORMATION

Context	Interior lighting
Luminaire	LED luminaire for accentuation
Application	Internal
Unique digital code (Datamatrix)	Currently not present
Colour	White
Type of light source	LED
System power	25 W
LED Lifetime	L80B50 (Tq25°) = 50.000h
Weight (kg)	0.7

Warranty	5 years
Stocking temperature	-20° +65°
Operating temperature	-20° +45°

MATERIALS

Body	Die-cast aluminium
Shield type	-
Optic	High-efficiency reflector
Gasket	-
Locking Hook	-
External screw	-
Colour	Powder coating

STANDARDS AND APPROVALS

Classification	-
Device with reduced surface temperature	-
DIN 18032-3 certification	Not available
IPEA	-
Insulation class	II
IP degree	IP40 - IP54
Mechanical resistance	IK06
Glow Wire Test	850 °C

OPTIC AND ILLUMINATING FEATURES

Optic	60°
Unified Glare Rating	UGR<19
Lumen output (lm)	2600
Efficacy (lm/W)	104
Colour temperature	4000 K
Colour Rendering Index	CRI 90
Standard Deviation Colour Matching	SDCM = 3
Photobiological Risk Class	RG0
Standard	EN 60598-1; EN 60598-2-2; IEC/TR 62778; EN 62493

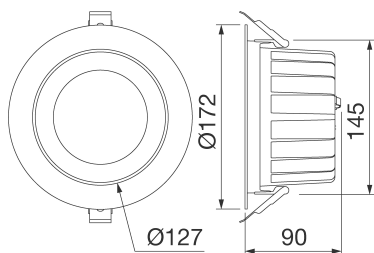
ELETRICAL AND LIGHTING FEATURES

Supply voltage	220-240 V
Rated frequency (Hz)	50 / 60
Driver	External - Included
Driver failure rate	F025 (Tq=25°C) = 50.000 h
Overvoltage protection	DM 1 kV
Control System	ON / OFF

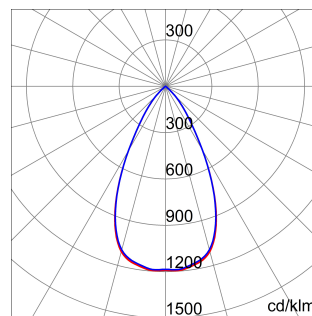
INSTALLATION AND MAINTENANCE

Mounting and installation	For flush-mounting
Tilt	-
Wiring	With connection terminal on driver
Fixing	Via springs integrated with the luminaire
Light source replaceability	Non-replaceable
Controlgear replaceability	By professional
Driver Box	-
Maximum surface exposed to the wind	-

DIMENSIONAL



PHOTOMETRIC DISTRIBUTION



TECHNICAL SYMBOLOGY

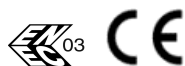


IP
IP40 - IP54

IK
IK06

GWT
850 °C

STANDARDS/APPROVALS



Data, measures, designs and pictures are for information purpose only, last update 16/05/2024. They can be changed at any moment, therefore it is always recommended to read the last updated version published on the website www.gewiss.com. Lumen output and system power are subject to a tolerance of +/- 10%. Unless stated otherwise, the values apply to an ambient temperature of 25°C. Terms of warranty at <https://www.gewiss.com/it/en/company/landingpage/led-warranty>. - 1 of 1