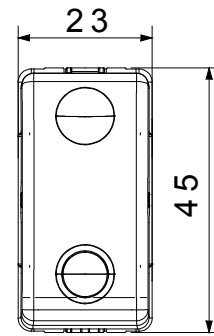
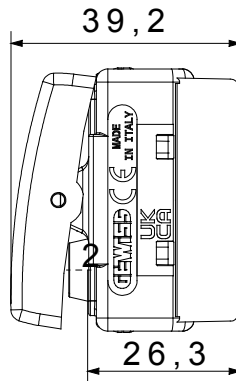





The System modular devices allow the creation of infinite combinations of devices and plates, through a complete range that covers all design, functional and installation needs. Colours and finishes: satin black, elegant and classy. Ideal for flush-mounted solutions (for rectangular or square boxes), surface-mounted solutions and special applications. The range includes control units, socket-outlets, breakers, indicators, connectors and devices for the control, safety and comfort of your home

| | | | |
|--|---------------------------------------|-------------------------------------|------------------------------------|
| Kategorie | Ausschalter | Taster | Mit austauschbarer neutraler Linse |
| Symbol | - | Farbe | Schwarz |
| Beschreibung | 2P - 16 AX beleuchtbar | Spannung | 250 V ac |
| Kontroll- leuchte | - | Norm | EN 60669-1 |
| Widerstand bei Prüfspannung | 2000 V bei 50 Hz für 1 Minute | Leistung LED Lampen 230V | 200 W |
| Isolationswiderstand | > 5 MOhm | Anschlussklemmen | Mit Schrauben |
| Anzahl Betätigungen (Änderung Schaltstellung). | 40.000 bei In 250 V ac $\cos\phi=0,6$ | Kugeldruckprüfung | 125 °C |
| Glühdrahtprüfung | 850 °C | Haltekraft Klemme | > 50 N |
| Anschluss feindrätig (mm ²) | min. 0,75 - max. 2x4 | Anschluss massiv (mm ²) | min. 0,5 - max. 2x2,5 |
| Anz. SYSTEM Module | 1 | Material | Technopolymer |
| Electrocod | 0130 | | |

Abmessungen



Technische Symbole



Normen / Richtlinien

