



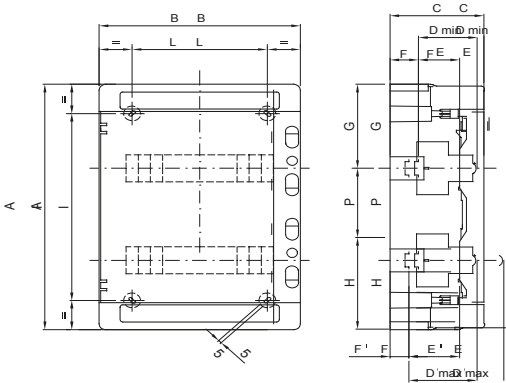
IP65 range of watertight enclosures from 4 to 72M with smoked transparent door. The main technical features are: reversible front and back panel, removable frames and panels with windows and detachable doors with up to 180° opening and lock accessory. The enclosures can be equipped with bipolar and unipolar terminal blocks, 80 A and 125 A, with screw wiring; they allow to create simple and neat wiring reducing the set-up time of the enclosure.

| | | | |
|----------------------------------|--|--------------------------------------|---|
| Insulation class | II (according to IEC 61140 standards) | Colour | Grey RAL 7035 |
| Outer dim. LxHxD (mm) | 410x463x140 | IP degree | IP65 |
| Dispersible power (W) | 43 | Mechanical resistance | IK09 |
| Rated voltage | 400 V | Door colour | Smoked Transparent |
| No. of modules EN 50022 | 36 (18x2) | Rated current | 125 A |
| Glow Wire Test | 650 °C | Operating temperature | -25 +60 °C |
| Type of material | Halogen-free in compliance with EN 60754-2 | Electrocod | 0321 |
| Thermo-pressure with ball | 70 °C | Accessories for insulation restoring | Screwcaps (GW44623) or fixing brackets in resin (GW44621) |
| Standard | EN 60670-1 (CEI 23-48) IEC60670-24 CEI 23-49 | Insulation voltage | 1000 V according to EN 62208 both in ac as well as in dc |
| Max. installable terminal blocks | 2 x18 modules | | |

BEHAVIOUR WITH CHEMICAL AND ATMOSPHERIC AGENTS

| Saline solution | Acids | | Bases | | Solvents | | | | Mineral oil | UV rays |
|-----------------|---------------|--------------------|---------------|--------------------|--------------------|---------------|---------------|--------------------|--------------------|--------------------|
| | Concentrated | Diluted | Concentrated | Diluted | Hexane | Benzol | Acetone | Alcohol | | |
| Resistant | Not resistant | Limited resistance | Not resistant | Limited resistance | Limited resistance | Not resistant | Not resistant | Limited resistance | Limited resistance | Limited resistance |

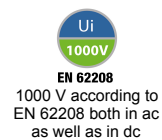
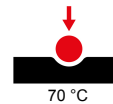
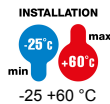
DIMENSIONAL



| | Codi ce | Ingombro | | | Montaggio modulari | | | | | | | Fissaggio | | | | |
|-----|-----------|----------|-----|-----|--------------------|----|----|-------|-------|---------|--------|-----------|----|----|-----|-----|
| | | A | B | C | D min | E | F | G | H | P | D' max | E' | F' | NR | I | L |
| 24M | GW 40 104 | 420 | 298 | 140 | 75 | 48 | 48 | 147,5 | 122,5 | 150 | 102 | 75 | 21 | 4 | 320 | 200 |
| | GW 40 107 | 463 | 410 | 140 | 75 | 48 | 48 | 154 | 134 | 175 | 102 | 75 | 21 | 4 | 363 | 310 |
| 54M | GW 40 108 | 655 | 410 | 140 | 75 | 48 | 48 | 162,5 | 142,5 | 175 | 102 | 75 | 21 | 6 | 293 | 319 |
| 72M | GW 40 109 | 878 | 410 | 160 | 75 | 48 | 48 | 175 | 155 | 200/175 | 102 | 75 | 21 | 6 | 394 | 319 |

TECHNICAL SYMBOLOGY

| | | | |
|---------------------------------------|-----------|-----------|------------|
| | IP | IK | GWT |
| II (according to IEC 61140 standards) | IP65 | IK09 | 650 °C |



STANDARDS/APPROVALS

