



CHARGING ALLWAYS

The complete charging solution
for all electric vehicles

joinon

powered by
GEWISS

Contents

Innovation in everyday life	5
The advantages of e-mobility	6
What does JOINON offer?	8
I-CON EVO > Charging just got smarter	11
I-ON EVO > The perfect design	13
I-CORD > Fill up with sustainable energy	15
I-FAST > E-mobility available to everyone	17
JOINON Platform	18
SMALL NET	
myJOINON > Single app for installer and owner	20
Configuration	
What you can do with the App	
Tools and services	22
0% concerns, 100% support	
Configurator for dedicated electric vehicle charging solutions	
Discover the advantages of JOINON	24
Private residential sector	26
Single homes	
Condominiums	
Private business sector	30
Companies	
Semi-public sector	32
Hotels and B&Bs	
Restaurants	
Shopping centres	
Sport centres	
Public sector	40
Public car parks	
Service stations	
Technical specifications	46
I-CON EVO	48
I-ON EVO COLUMN	50
I-ON EVO WALLBOX	51
I-FAST WALLBOX	52
I-FAST COMPACT STATION	53
I-FAST STATION	54
I-CORD	60



JOINON Innovation in
everyday life:
JOINON offers
technology products
and services that
anticipate the new
electric mobility needs

JOINON is the GEWISS solution for mobility in the modern world designed for individuals and businesses, with a range of new, innovative, safe and easy-to-use products and services.

JOINON is a solution for all of the e-Driver's needs

JOINON is the solution for those striving to achieve a more eco-dynamic and eco-friendly lifestyle.

Electricity market: a trend in constant growth and evolution, with advantages for everyone



More benefits, fewer costs:

- Tax concessions for the purchase of electric cars and infrastructure
- Lower maintenance costs and greater assurance of the electric vehicle's life span



More time, less stress:

- Access to restricted traffic areas
- Option to park in specially dedicated areas
- Faster and more powerful charging



Greater care for the environmental, less pollution:

- Zero-emission vehicles
- Reduced air pollution

2030 global electric vehicle landscape

10 million

the number of electric cars
sold in 2022 (up 55% from
2021)

35%

an estimate of the share of electric
cars sold in 2030
(compared to the number of
vehicles in circulation)



26 million

the number of electric cars
circulating in 2022 (up 60%
from 2021)

230 million

estimate of the number of
electric cars circulating in
2030

What does JOINON offer?

Charging stations: solutions for an efficient and sustainable electrical life

The wide range of GEWISS charging stations allows e-Drivers to choose the best product according to their installation type and specific needs.

JOINON is a GEWISS solution:
much more than a simple range of products for charging electric vehicles.



WALLBOX
WITH FREE ACCESS



WALLBOX
WITH CONTROLLED ACCESS



COLUMN



WALLBOX



CHARGING CABLE



WALLBOX



COMPACT STATION



STATION



COMPONENTS

The charging sockets and cables, the protection and measurement devices and the entire structure of the charging station are "Made in GEWISS". This makes JOINON the ideal solution for demanding OEM customers looking for products that are reliable, safe and of guaranteed quality.



CHARGING STATIONS

All GEWISS stations are compatible with any type of electric vehicle. Available in both ground and wallbox applications, JOINON charging stations can be installed in any context, residential, private corporate, industrial, semi-public and public, thanks to the optimisation of the user experience and the highest protection rating available on the market (IP55).



JOINON APP & PLATFORM

The JOINON platform is a powerful tool for managing and controlling the charging stations. Used alongside the geo-location application, it allows you to increase the visibility of your infrastructure and makes charging simple, intuitive and immediate for any e-Driver.



INVOICING

No need to employ new administrative resources; with JOINON, revenue management is easy and streamlined. JOINON will collect revenue from e-Driver customers who use stations via the app to charge their electric vehicles and then pass them on to the charging station owner.



24/7 SERVICE

JOINON customers have access to a professional and fast service that is always active, with a dedicated helpdesk and a nationwide guaranteed technical support.



YOUR E-MOBILITY PARTNER

JOINON is the right partner for brands interested in the world of e-mobility, offering a complete solution for managing their network and customers. In addition, all our charging products can be customised with logos and/or graphics.



Charging just got smarter

Universal wallbox for AC charging



SOPHISTICATED AND ERGONOMIC DESIGN PERFECT FOR DOMESTIC CONTEXTS

- High construction standards, with IP55 weather protection rating and IK11 mechanical resistance.
- Vandal-proof socket with shutter.
- Wide versatility, thanks to the recessed, wall and floor versions.
- Retractable cable around the body to reduce clutter and maintain a discreet and orderly appearance after each use.



SOLAR BOOST DYNAMIC LOAD MANAGEMENT

- Integration with PV systems to make the most of the green energy produced.
- Dynamic Load Management (DLM) is available on all products in the range, both as a single installation and in multiple configurations (master/slave).
- master/slave achievable with both Ethernet and WiFi connections.
- Product can be updated with new features thanks to the Over-the-air update technology.



PREVENTS BLACKOUTS AND OFFERS OPTIMAL MANAGEMENT OF ELECTRIC VEHICLE CHARGING

- In multiple configurations (Master / Slave), loads can be dynamically managed across max. 30 wallboxes, via Ethernet or WiFi communication, optimising charging and avoiding unwanted blackouts. Ideal for installation in contexts such as condominiums, businesses and semi-public or public land operations.
- At home, you can access your wallbox via WiFi connection, configure the DLM, and monitor your charging sessions.



REDUCED OPERATING COSTS

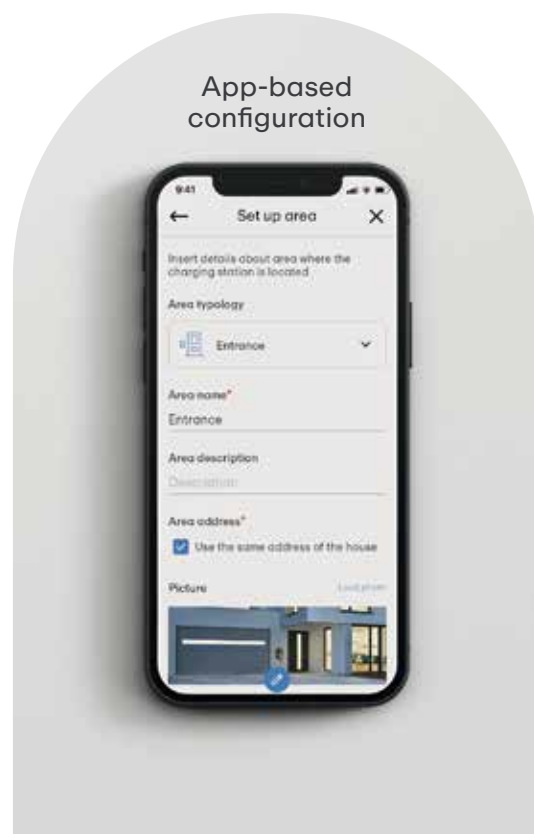
- myJOINON, is the app for the configuration and the management of a single charging station, designed for both installer and owner, making charging station start-up and consumption monitoring simple, immediate and intuitive.
- Simplified installation and extremely low running costs.



flush-mounted
version



wall-mounted
version



App-based
configuration



The perfect design

AC charging unit for urban environments



Back-to-back installation



High-visibility LED



“One-hand” charging



REDUCED OPERATING COSTS

- Lower installation costs in both single and multiple charging point scenarios.
- Easy ordinary and extraordinary maintenance.
- Remote access for product configuration thanks to the on-board portal.



CONTEMPORARY DESIGN, SUITABLE FOR ANY URBAN CONTEXT

- A unique style, with an exclusive hexagonal shape, capable of integrating perfectly into any parking configuration, even in Back-To-Back configuration (two contact units, one behind the other), with a considerable saving on installation costs.
- Improved user experience with a 4.3" graphic display that allows better user interaction while charging the vehicle.
- Improved user interface with an on-board portal that can be accessed remotely, enabling better infrastructure management.
- High-efficiency RGB LEDs, even visible from a distance and from any side of the charging station.
- The large door at the front guarantees accessibility to all parts inside the column, for simple, convenient and cost-effective maintenance.



SMART FEATURES AND PRODUCT UPDATABILITY

- Integration with PV systems to make the most of the green energy produced.
- Dynamic Load Management (DLM) is available on all products in the range, both as a single installation and in multiple configurations (master/slave).
- Master/Slave achievable with both Ethernet and WiFi connections (up to max. 15 charging stations).
- Product can be updated with new features thanks to the Over-the-air update technology.



YOUR BRAND ALWAYS AT THE FOREFRONT

- A fully customisable front panel, ensuring a harmonious match with the surrounding environment or with the graphic identity of the managing user.



Customisable plugs and sockets



Recycled materials



Convenient casing:
68% recycled and
100% recyclable



Fill up with sustainable energy

Universal electric vehicle charging cable



THE FUTURE OF CHARGING IS GREEN

The plug and socket are partially made from Renycle®, a range of special technopolymers, obtained from recycled nylon with a much lower environmental impact than virgin material, calculated for each formulation using a LCA. As a result, it is ideal for projects where sustainability is a key requirement.



LONG LIFE FOR EVERY COMPONENT

All product components (pin, socket, plug) can be individually disassembled and reassembled, replaced in case of malfunction and, at the end of the cycle, recycled or disposed in accordance with current regulations.



BRAND CUSTOMISATION

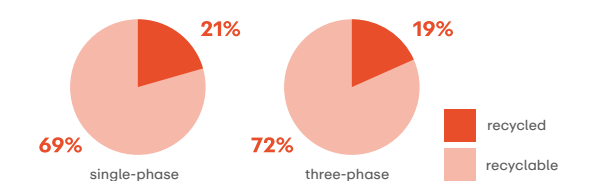
On request, the plug and socket can be customised with logos and graphics.



CONSISTENT AESTHETICS

Plug and socket, fixing lanyard and joint handle are designed and produced in a unique style, bringing harmony and functionality to the product.

SOCKET + PLUG SYSTEM





E-mobility available to everyone, anywhere

DC fast charging station



SUITABLE FOR ANY CONTEXT

- Integrates seamlessly into urban and suburban settings.
- Easy installation and maintenance.
- Simple, intuitive interface with a 7" graphic monitor and RGB LEDs that can be seen from a distance.
- Scalable: the 90 kW charging station can be upgraded up to 180 kW.



MAXIMUM RELIABILITY GUARANTEED THROUGHOUT THE PRODUCT'S ENTIRE LIFE CYCLE

A high level of protection against bad weather conditions and impacts, always guaranteeing perfect energy supply.

- Highest degree of protection against dust and fluid penetration available on the market today: IP55.
- Also available with a contactless payment system.



REDUCED OPERATING COSTS

- Guaranteed savings over the product's life cycle, thanks to unified management of ordinary and extraordinary maintenance.
- Remotely updateable.



LED strips
visible from a distance

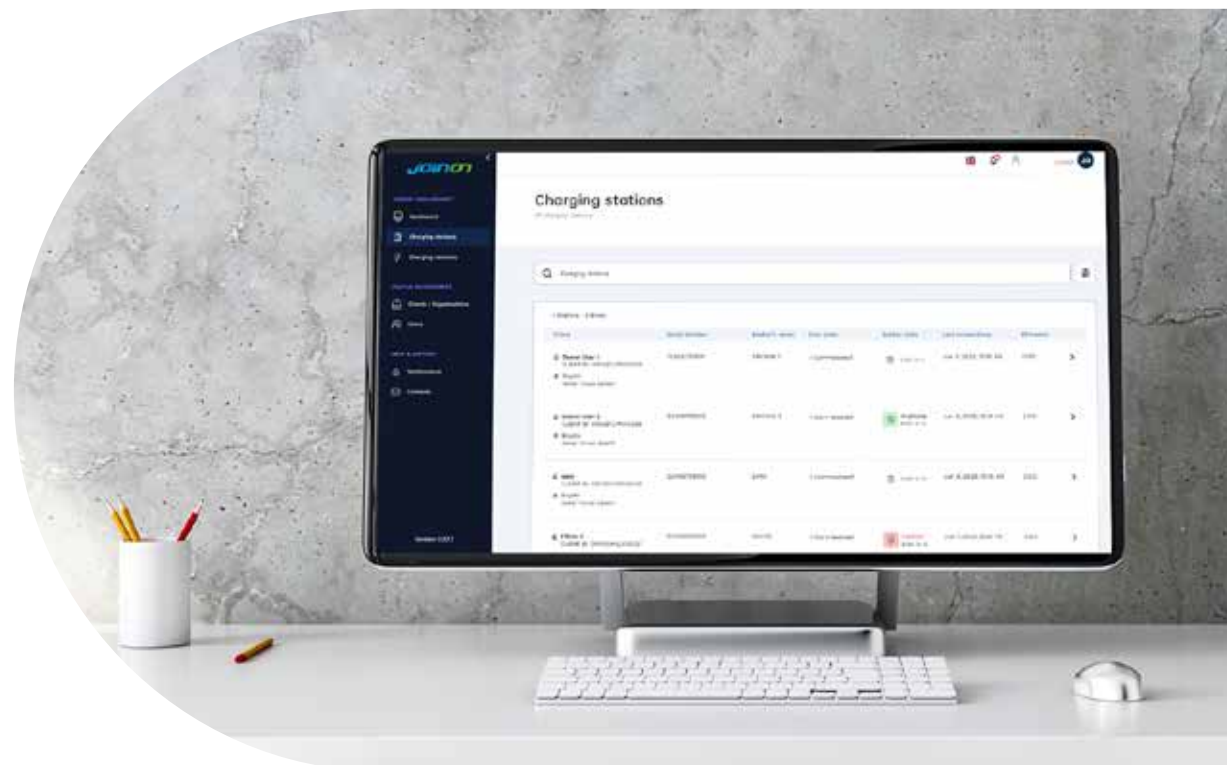


7" graphic display



Management has never been smarter

The new **SMALL NET** platform is the ideal solution for all private or semi-public contexts that do not need to make charging stations visible to the public through geolocation apps, but require a tool for supervision and control of their infrastructures. Thanks to Small Net, you can monitor charging status, download reports, manage RFID cards and control the load management functions to optimise system costs.



The **SMALL NET** platform is perfect for use in situations where access to charging stations is restricted and/or reserved. With SMALL NET you can limit access to the charging stations to your electric vehicle fleet of EVs (Fleet Management) or offer company employees who own electric vehicles a charging service while maintaining control over access and costs, or even grant access to hotel customers, with EV charging as an included service.



Key features of the **SMALL NET** platform

- Census of JOINON charging stations
- Definition of parking areas and controlled access to charging stations
- Charging station configuration
- Management and monitoring of users accessing charging infrastructures
- Address management
- Access to the platform through different profile levels
- Monitoring of consumption, data logging and export in EXCEL format

myJOINON
app



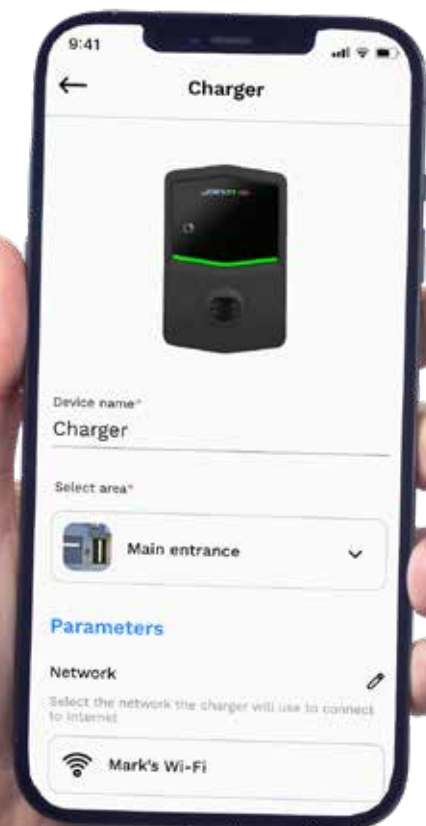
myJOINON



Single app for installer and owner

The new **myJOINON** app, developed for private contexts (villas, multi-unit buildings, company fleet), allows you to configure the free access charging stations and monitor the consumption and charging status, easily, wherever you are, thanks to a simple and intuitive interface.

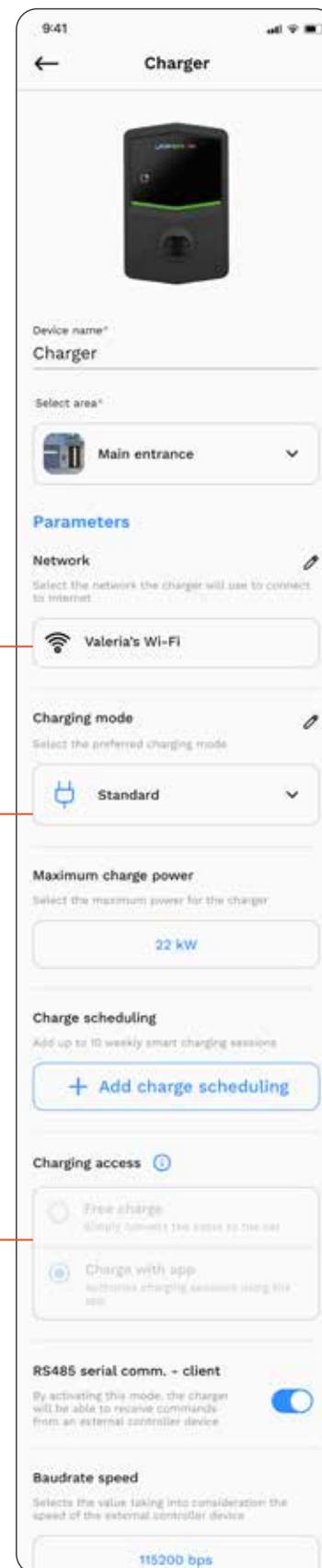
Configuration



Configure network parameters

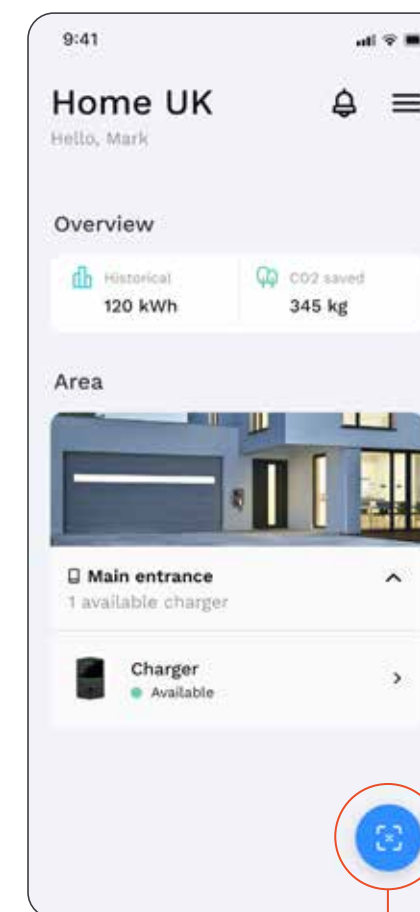
Select the operating mode

Choose the charging availability mode: free access, via app or with controlled access

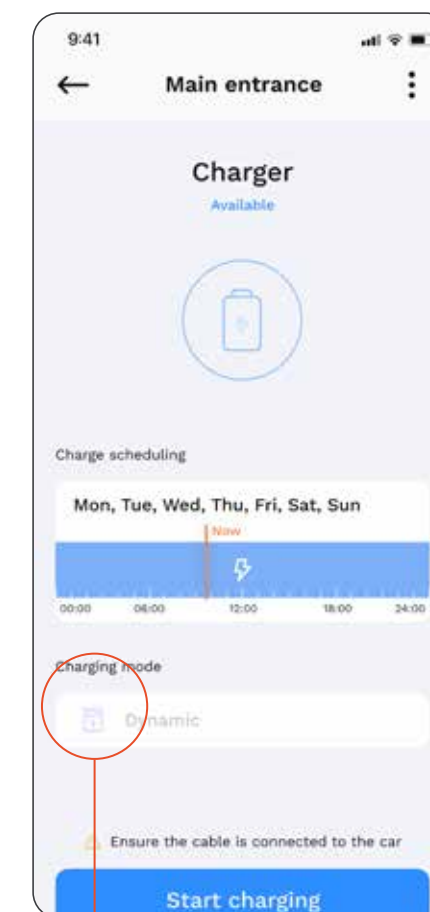


What you can do with the App

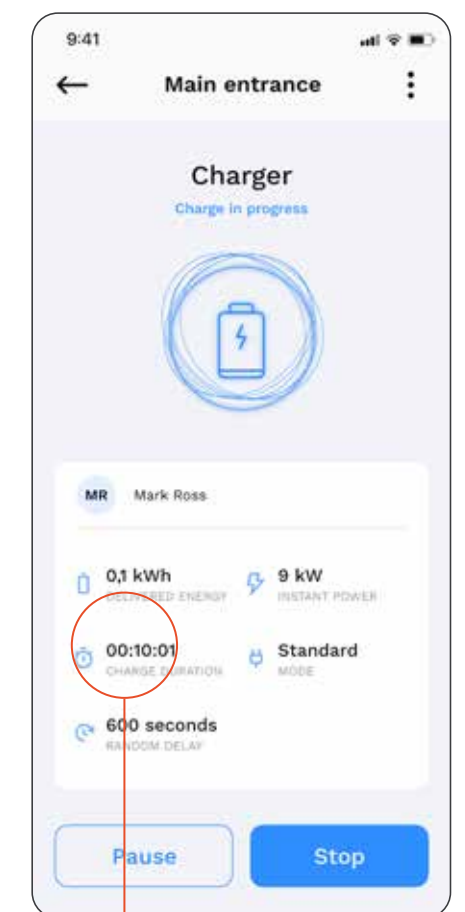
- Activate, monitor and manage the charging process
- Display the type of sockets available at the selected charging stations
- Display the charging history



Start charging by scanning the QR-Code on the charging station



Select the operating mode: standard (with limitation on power deliverable) or dynamic DLM (with intelligent load management algorithm)



Monitor the consumption of the charging session, suspend it if another appliance is switched on or simply end it

0% concerns, 100% support



The charging stations connected to the JOINON platform do not require special or frequent maintenance, thanks to the possibility of performing remote diagnostics via the management platform in the event of any charging problems. Any critical issues in the normal use of the product can therefore be

verified and resolved remotely, guaranteeing a simple, fast and convenient maintenance service. In addition, the firmware of the charging stations is constantly updated to the latest available version, ensuring optimal performance at all times and compatibility with the next generation of electric vehicles.



Technical support

Standard maintenance and extra assistance are fundamental for ensuring the continuity of service of charging stations located in public environments and often subject to critical conditions of use.



24/7 Help desk

Available 24/7 for both the charge point manager and the e-Driver, with guaranteed availability of qualified personnel to remotely solve any faults/malfunctions for the e-Driver who is charging at the JOINON charging station.

Configurator for dedicated electric vehicle charging solutions



JOINON Config is an online configurator available on the **gewiss.com** website that can be used from any internet-connected device, with which you can configure and budget the cost of a home electrical system through a simple wizard guide. The configuration allows you to choose between different applications (sites to install charging infrastructures) and suggests the most suitable solution, which can then also be customised.

The user is guided through the choice and configuration of charging infrastructures through specific selection steps:

- Installation location
- Charging infrastructure equipment and technology
- Specific data of charging stations
- Accessories

Once configuration is complete, you will be able to see a complete list of materials for the system and export it in various formats.



Scan the QR Code and discover all the advantages of the online configurator for the choice and a quote on electric vehicle charging infrastructure



Discover the advantages of JOINON

JOINON is a solution from GEWISS
Much more than a simple offering of products for charging electric vehicles.

Private sector

Semi-public sector

Public sector

Who is **JOINON** for?



Private residential
sector

Charging your electric
vehicle is now easy and
inexpensive

Single homes



Ideal for garages or private parking, JOINON offers a complete proposal, suitable for every need, to charge electric cars easily, reliably and efficiently.

Safe to use and easy to install, without
excessive installation costs

Compatible with domestic
PV systems

Easy to use, controlled by your
smartphone

Device updated periodically and
compatible with latest generation
of electric vehicles

Why choose JOINON?

Safe and easy installation

Stay up-to-date and
connected with Over-the-air
(OTA) technology

Intelligent energy
management in your home,
balancing loads and energy
produced by photovoltaic
panels and allocating the
maximum power available to
electric vehicles

Station always connected
and controllable via
myJOINON app

Control the wallbox from
remote by connecting it to
your WiFi, and use the free
myJOINON app to efficiently
manage your charging and
save money by using off-peak
energy

Start plug & charge or
authorised access charging
via myJOINON app

For the condominium of
the future geared towards
a zero-impact ecosystem

Condominiums



Condominium parking gets smart with JOINON solutions, with reliable, powerful, fast, easy to install, use and configure charging points that are compatible with all electric car models on the market today.

Accurate user consumption
management and reporting

It is a solution that allows
access to the charging
service to condominium
residents alone, without the
need to distribute cards or
keys (RFID or similar)

Monitors the operation of
the charging stations

Controlled load
management

Reduces management
and maintenance costs

Guaranteed 24/7
technical support

Why choose JOINON?

Simplified installation in your
condominium, allowing you to
connect and control multiple
wallboxes using the same
ethernet network, via master/
slave technology

One-click reporting: thanks to
the special reporting features
available on the JOINON
platform you'll always be
informed on consumption per
condominium

Smart load management
in your condominium,
modulating the available
power for each charging
session. Leverages energy
from photovoltaic panels to
reduce off-take from the grid
and save on utility bill costs

Stay up-to-date and
connected with Over-the-air
(OTA) technology

Simplified interface for the
condominium administrator,
who can register
condominiums, inviting them
to use the shared charging
service by downloading the
free myJOINON app

Private business
sector

For a company that is ahead
of the curve and wants to
focus on sustainability

Companies



The added value of electric mobility, with the convenience of in-house charging.

Accurate reporting of
employee consumption

An innovative solution that
ensures employee-only
access to the charging
service

Monitors the operation of
charging stations both in
the company and at home

Controlled load
management both in the
company and at home

Reduces management
and maintenance costs

Guaranteed 24/7
technical support

Why choose JOINON?

Simplified installation
at your business,
allowing you to
connect and control
multiple charging
stations using the
same ethernet
network, via master/
slave technology

One-click reporting:
thanks to the special
reporting features
available on the
JOINON platform
you'll always be
informed about
each employee's
consumption at home
and in the company

Schedule home and
in-house recharging
of your fleet at times
when energy costs
less

Smart load
management at
home and in the
company, modulating
the available power
for each charging
session. Leverages
energy from
photovoltaic panels
to reduce off-take
from the grid and
save on utility bill
costs

Activate the 24/7
assistance service
and allow GEWISS
to support you in
managing your
charging solution

Charge your
company car at home
worry-free. With our
wallbox, your certified
charging will be sent
immediately to the
Fleet Manager

Simplified interface
for the Fleet Manager,
who can register
employees
and invite them to
enjoy the shared
charging service by
downloading the free
myJOINON app

Stay connected, up to
date and connected
with Over-the-air
(OTA) technology

Semi-public
sector

Offer an exclusive service
to a growing potential
customer base

Hotels and B&Bs



Your accommodation facility, their preferred destination.

Enable access to a
customer-only charging
service

Monitors the operation of
the charging stations

Possibility to start or stop
charging from your desk

Guaranteed product
reliability

Guaranteed 24/7
technical support

Why choose **JOINON**?

Adaptable to your needs with
a compact 30 kW DC wallbox,
or up to 22kW in AC, with wall
or floor mountable charging
infrastructure connectable
via Ethernet in master/slave
mode

Smart load management that
lets you regulate the power
available for each charging
session

Stay connected, up to date
and connected with Over-the-
air (OTA) technology

Manage access to the
charging service from
your front office by giving
your guest an RFID card or
ensuring access to charging
via the free myJOINON app.
Use the JOINON platform
to control your guest's
consumption

Activate the 24/7 assistance
service and allow GEWISS to
support you in managing your
charging solution

Semi-public
sector

e-Drivers are a growing
customer segment.
Attract them with an
exclusive service

Restaurants



Add JOINON solutions to your menu and you'll win e-Drivers and their electric cars.

Guarantees product
visibility on e-mobility
application maps

Reliable and always
connected product

Guaranteed 24/7
technical support

Simple to use, with need for
waiting staff to get involved

Reliable payment and
reporting management

Why choose **JOINON**?

Reliable and durable
products (IP55 and
IK10/IK11)

Easy to maintain and
always up to date

Connect the
products based on
your requirements,
choosing between
Ethernet, WiFi or 4G
connectivity solutions

Secure payment
and reporting
management via the
JOINON platform

Interoperability
with international
management
platforms

Graphics and LED
monitors make your
charging experience
simpler

Remote and on-site
technical support
with qualified service
partners present in
the local area

Solutions that can
be adapted to your
needs of your facility,
choosing from slow
charging (AC) or
fast charging (DC)
products

Semi-public
sector

The number of electric
car owners is growing
daily. Attract them with
an exclusive green
service

Shopping centres



Shop free from stress, while JOINON solutions restore power to your vehicle.

Guarantees product
visibility on e-mobility
application maps

Reliable and always
connected product

Guaranteed 24/7
technical support

Slow charging (AC) and
fast charging (DC) solutions
to meet customer needs

Reliable payment and
reporting management

Why choose **JOINON**?

Reliable and durable
products (IP55 and
IK10/IK11)

Easy to maintain and
always up to date

Connect the
products based on
your requirements,
choosing between
Ethernet, WiFi or 4G
connectivity solutions

Secure payment
and reporting
management via the
JOINON platform

Interoperability
with international
management
platforms

Solutions that can
be adapted to your
needs of your facility,
choosing from slow
charging (AC) or
fast charging (DC)
products

Remote and on-site
technical support
with qualified service
partners present in
the local area

Fast charging (DC)
products, scalable in
terms of rated power

Semi-public
sector

The sport attracts
crowds of fans. Satisfy
their mobility needs with
an exclusive charging
service

Sport centres



Take part in sporting events with complete peace of mind, JOINON solutions will take care of charging your vehicle.

Guarantees product
visibility on e-mobility
application maps

Reliable and always
connected product

Guaranteed 24/7
technical support

Slow charging (AC) and
fast charging (DC) solutions
to meet customer needs

Reliable payment and
reporting management

Why choose **JOINON**?

Reliable and durable
products (IP55 and
IK10/IK11)

Easy to maintain and
always up to date

Connect the
products based on
your requirements,
choosing between
Ethernet, WiFi or 4G
connectivity solutions

Secure payment
and reporting
management via the
JOINON platform

Interoperability
with international
management
platforms

Solutions that can
be adapted to your
needs of your facility,
choosing from slow
charging (AC) or
fast charging (DC)
products

Remote and on-site
technical support
with qualified service
partners present in
the local area

Fast charging (DC)
products, scalable in
terms of rated power

Differentiate and increase
your revenue by providing EV
owners with the service they
need

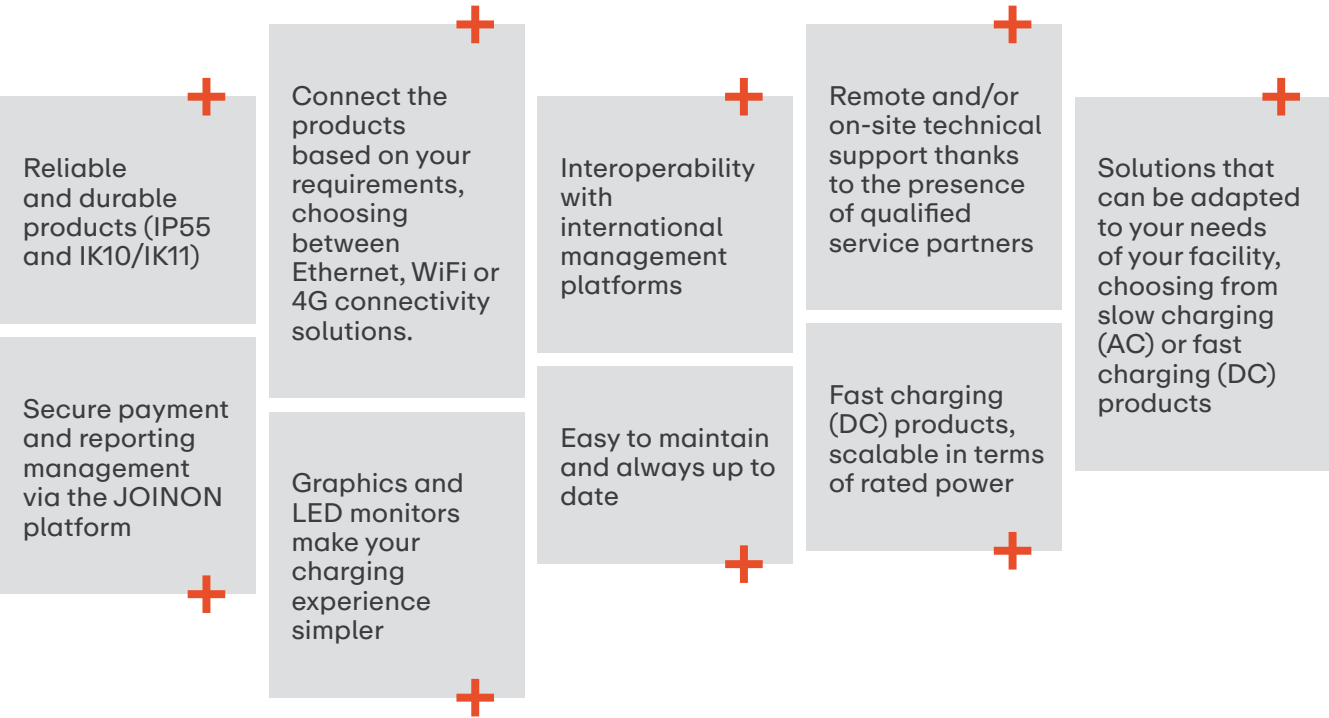
Public car parks



An exclusive and privileged parking area for all e-Drivers.

- Leverages the energy produced by PV panels to recharge customers' electric cars
- Differentiates slow charge and fast charge rates
- Guaranteed 24/7 technical support
- Monitors charging unit operations, starting or ending active sessions
- Ensures product visibility on e-mobility application maps
- Reliable and always connected product

Why choose JOINON?



Attract and retain new customers. Grow your business with every burst of energy thanks to JOINON solutions

Service stations



A varied and wide-ranging solution that offers an exclusive charging service for electric vehicles.

Monitors charging unit operations, starting or ending active sessions

Ensures product visibility on e-mobility application maps

A reliable, always-connected product with no need for staff on duty

Guaranteed 24/7 technical support

Why choose JOINON?

- Reliable and durable products (IP55 and IK10)
- Connect the products based on your requirements, choosing between Ethernet, WiFi or 4G connectivity solutions
- Remote and/or on-site technical support thanks to the presence of qualified service partners
- Easy to maintain and always up to date
- Secure payment and reporting management via the JOINON platform
- Graphics and LED monitors make your charging experience simpler
- Interoperability with international management platforms
- Fast charging (DC) products, scalable in terms of rated power

Private residential sector

Private business sector

Semi-public sector

Public sector

SINGLE HOMES CONDOMINIUMS

COMPANIES

HOTEL RESTAURANTS SHOPPING CENTRES SPORT CENTRES

CAR PARKS SERVICE STATIONS



Technical specifications

Electric innovation at your fingertips:
Safe, connected, simple.



I-CON EVO

free access or via
app

free access or via
app

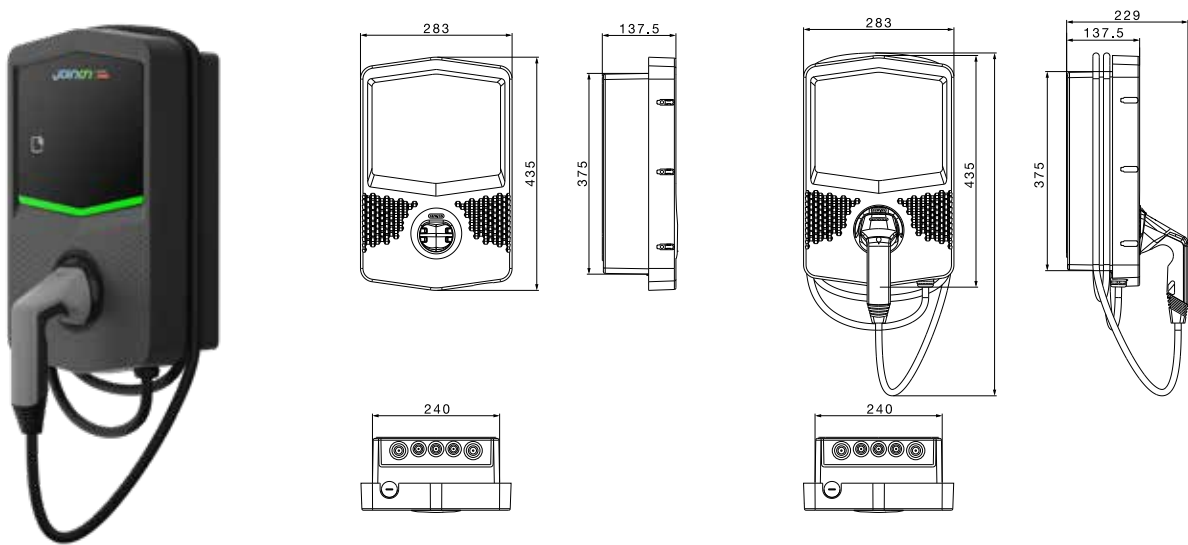
with controlled
access

Charging Mode	MODE 3	MODE 3	MODE 3
Charging Sockets	CABLE (5 meters) or VANDAL-RESISTANT T2 SOCKET	CABLE (5 meters) or VANDAL-RESISTANT T2 SOCKET	CABLE (5 meters) or VANDAL-RESISTANT T2 SOCKET
Shutter	Shutter (IPXXD)	Shutter (IPXXD)	Shutter (IPXXD)

ELECTRICAL SPECIFICATIONS			
Rated Voltage	Max 400V	Max 400V	Max 400V
Total Maximum Current	Max 32A	Max 32A	Max 32A
Maximum Power	22 kW	22 kW	22 kW
User protection	6mA DC Leakage	6mA DC Leakage + SPD	6mA DC Leakage + SPD
Energy metering	-	-	MID Certified Meter

FUNCTIONAL FEATURES			
Connectivity	WiFi	ETH/WiFi	ETH/WiFi
Communication	OCPP 1.6 J	OCPP 1.6 J	OCPP 1.6 J
Load Management	DLM with Solar Boost / Via cloud through OCPP	DLM with Solar Boost / Via cloud through OCPP	DLM with Solar Boost / Via cloud through OCPP
Charging Activation	FREE/APP	APP	RFID/APP
Human Interface	LED	LED	LED
Master/Slave	No	Yes	Yes
Over-the-air updates	Yes	Yes	Yes
Programmable Remote Contact	Yes	Yes	Yes

MECHANICAL CHARACTERISTICS			
Installation type	Wall/Recessed/Floor	Wall/Recessed/Floor	Wall/Recessed/Floor
Materials	POST-INDUSTRIAL thermoplastic	POST-INDUSTRIAL thermoplastic	POST-INDUSTRIAL thermoplastic
Protection Rating	IP55	IP55	IP55
Impact Protection	IK11	IK11	IK11
Operating temperature	-25°C / +55°C	-25°C / +55°C	-25°C / +55°C



I-ON EVO COLUMN

with controlled access

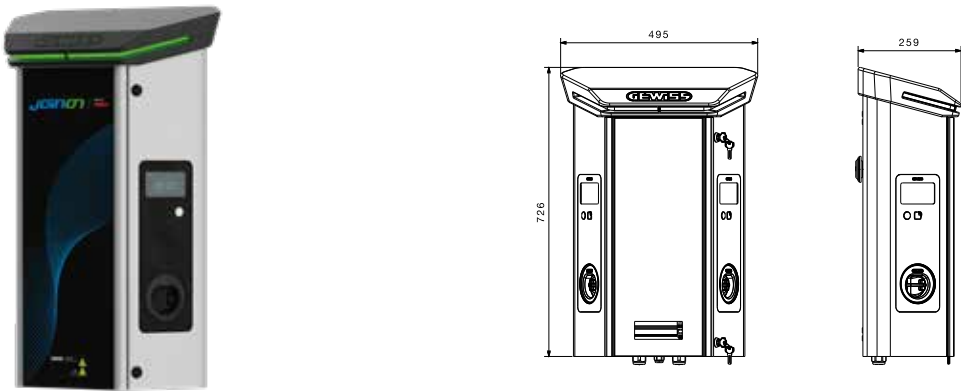
Charging Mode	MODE 3	MODE 3
Charging Sockets	2 x VANDAL-RESISTANT T2 SOCKET/ MOBILE T2 SOCKET WITH CABLE	2 x VANDAL-RESISTANT T2 SOCKET/ MOBILE T2 SOCKET WITH CABLE
Shutter	Shutter (IPXXD)	Shutter (IPXXD)
ELECTRICAL SPECIFICATIONS		
Rated Voltage	Max 400V	Max 400V
Total Maximum Current	Max 64A	Max 64A
Maximum Power	22 kW + 22 kW	22 kW + 22 kW
User protection	RCCB type A + MCB + 6mA DC Leakage	RCCB type A + MCB + 6mA DC Leakage
Energy metering	-	MID Certified Meter
FUNCTIONAL FEATURES		
Connectivity	ETH/WiFi	ETH/WiFi
Communication	OCPP 1.6 J	OCPP 1.6 J
Load Management	DLM with Solar Boost / Via cloud through OCPP	DLM with Solar Boost / Via cloud through OCPP
Charging Activation	RFID/APP	RFID/APP
Human Interface	4.3" GRAPHIC DISPLAY	4.3" GRAPHIC DISPLAY
Master/Slave	Yes	Yes
Over-the-air updates	Yes	Yes
Programmable Remote Contact	Yes	Yes
MECHANICAL CHARACTERISTICS		
Installation type	Floor-mounting	Floor-mounting
Materials	Painted sheet steel	Painted sheet steel
Protection Rating	IP55	IP55
Impact Protection	IK11	IK11
Operating temperature	-25°C / +55°C	-25°C / +55°C



I-ON EVO WALLBOX

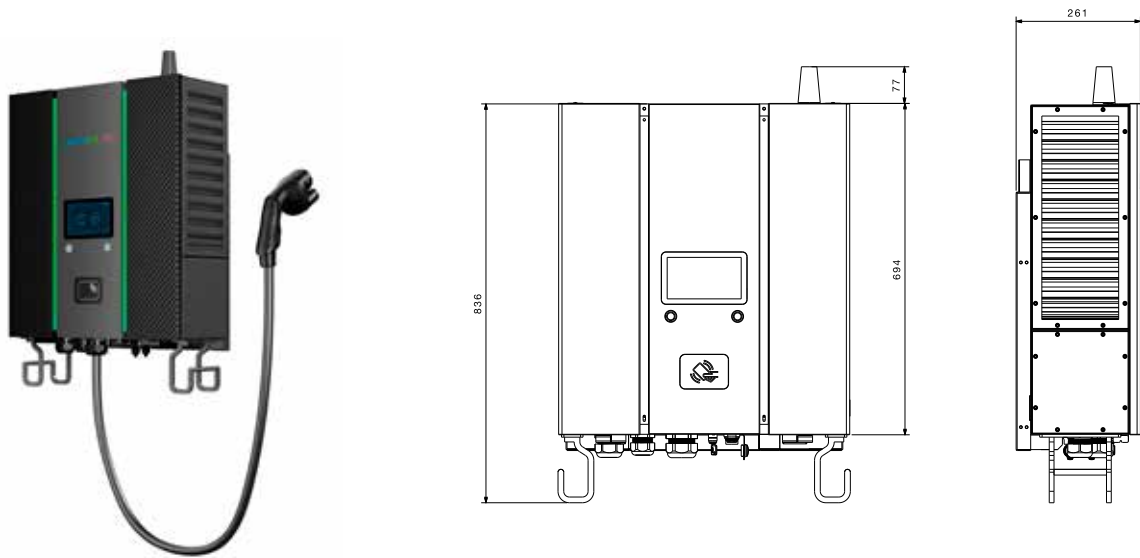
with controlled access

Charging Mode	MODE 3	MODE 3
Charging Sockets	2 x VANDAL-RESISTANT T2 SOCKET	2 x VANDAL-RESISTANT T2 SOCKET
Shutter	Shutter (IPXXD)	Shutter (IPXXD)
ELECTRICAL SPECIFICATIONS		
Rated Voltage	Max 400V	Max 400V
Total Maximum Current	Max 64A	Max 64A
Maximum Power	22 kW + 22 kW	22 kW + 22 kW
User protection	RCCB type A + MCB + 6mA DC Leakage + RCBO	RCCB type A + MCB + 6mA DC Leakage + RCBO
Energy metering	-	MID Certified Meter
FUNCTIONAL FEATURES		
Connectivity	ETH/WiFi	ETH/WiFi
Communication	OCPP 1.6 J	OCPP 1.6 J
Load Management	DLM with Solar Boost / Via cloud through OCPP	DLM with Solar Boost / Via cloud through OCPP
Charging Activation	RFID/APP	RFID/APP
Human Interface	4.3" GRAPHIC DISPLAY	4.3" GRAPHIC DISPLAY
Master/Slave	Yes	Yes
Over-the-air updates	Yes	Yes
Programmable Remote Contact	Yes	Yes
MECHANICAL CHARACTERISTICS		
Installation type	Wall-mounting	Wall-mounting
Materials	Painted sheet steel	Painted sheet steel
Protection Rating	IP55	IP55
Impact Protection	IK10	IK10
Operating temperature	-25°C / +55°C	-25°C / +55°C



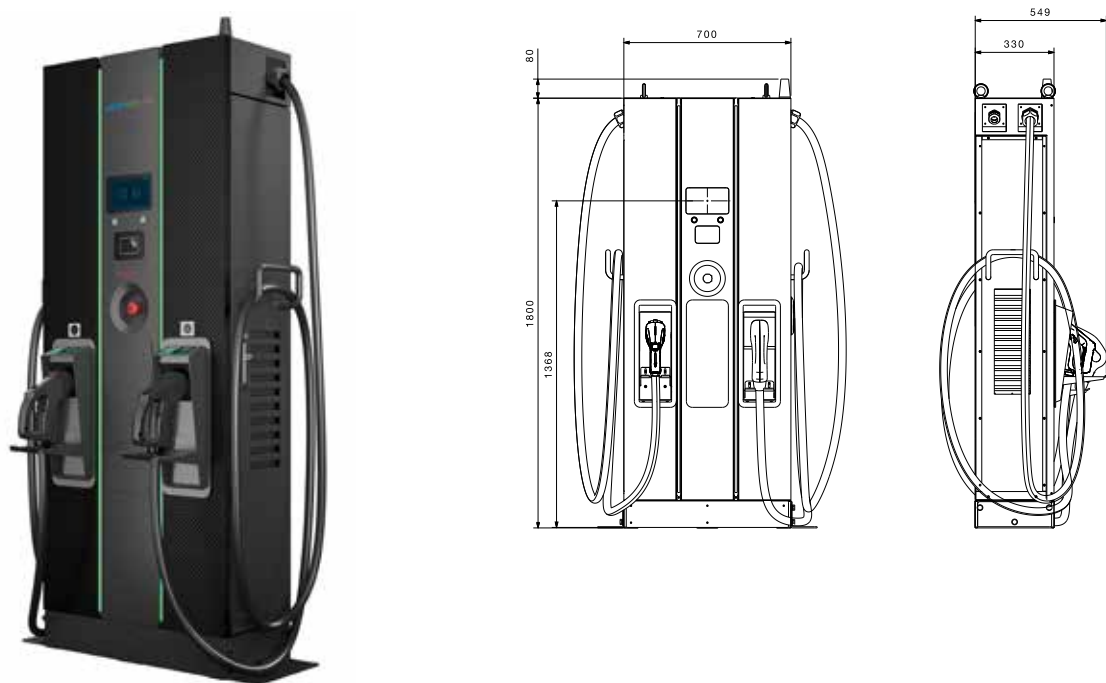
I-FAST WALLBOX

Charging Mode	MODE 4	MODE 4
Charging Sockets	1 CCS2 CONNECTOR	1 CCS2 + 1 CHAdeMO CONNECTOR
ELECTRICAL SPECIFICATIONS		
AC Input Rated Voltage	3 φ 380 ÷ 415 Vac	3 φ 380 ÷ 415 Vac
Maximum AC input current	3 φ 40A	3 φ 40A
Output voltage range	CCS2: 150 ÷ 950 Vdc	CCS2: 150 ÷ 950 Vdc CHAdeMO: 150 ÷ 500 Vdc
Maximum Output Current	CCS 2: 80A	CCS 2: 80A CHAdeMO: 60A
Maximum Output Power	30 kW	30 kW
Power factor	>0.99	>0.99
Output protection	SCP, OCP, OVP, LVP, OTP, IMD	SCP, OCP, OVP, LVP, OTP, IMD
Energy metering	Yes, integrated DC Meter	Yes, integrated DC Meter
FUNCTIONAL FEATURES		
Connectivity	ETH/WiFi/4G	ETH/WiFi/4G
Communication	CAN BUS / RS485 / OCPP 1.6J	CAN BUS / RS485 / OCPP 1.6J
Load Management	Via OCPP (Charging profile)	Via OCPP (Charging profile)
Charging Activation	RFID/APP	RFID/APP
Contactless Payments Solution	-	-
Human Interface	7" GRAPHIC DISPLAY	7" GRAPHIC DISPLAY
MECHANICAL CHARACTERISTICS		
Installation type	Wall-/Floor-mounting	Wall-/Floor-mounting
Materials	Painted sheet steel	Painted sheet steel
Cable length	4 m	4 m
Protection Rating	IP55	IP55
Impact Protection	IK10	IK10
Operating temperature	-25°C / +50°C	-25°C / +50°C



I-FAST COMPACT STATION

Charging Mode	MODE 4	MODE 4	MODE 4
Charging Sockets	2 CCS2 CONNECTORS	1 CCS2 + 1 CHAdeMO CONNECTOR	1 CCS2 + 1 GBT CONNECTOR
ELECTRICAL SPECIFICATIONS			
AC Input Rated Voltage	3 φ 380 ÷ 415 Vac	3 φ 380 ÷ 415 Vac	3 φ 380 ÷ 415 Vac
Maximum AC input current	3 φ 86 A	3 φ 86 A	3 φ 86 A
Output voltage range	CCS2: 150 ÷ 950 Vdc	CCS2: 150 ÷ 950 Vdc CHAdeMO: 150 ÷ 500 Vdc	CCS2: 150 ÷ 950 Vdc GBT: 150 ÷ 750 Vdc
Maximum Output Current	CCS 2: 120A	CCS 2: 120A / CHAdeMO: 120A	CCS 2: 120A / GBT: 120A
Maximum Output Power	60 kW	60 kW	60 kW
Power factor	>0.99	>0.99	>0.99
Output protection	SCP, OCP, OVP, LVP, OTP, IMD	SCP, OCP, OVP, LVP, OTP, IMD	SCP, OCP, OVP, LVP, OTP, IMD
Energy metering	Yes, integrated DC Meter (AC MID Meter option)	Yes, integrated DC Meter (AC MID Meter option)	Yes, integrated DC Meter (AC MID Meter option)
FUNCTIONAL FEATURES			
Connectivity	ETH/WiFi/4G	ETH/WiFi/4G	ETH/WiFi/4G
Communication	CAN BUS / RS485 / OCPP 1.6J	CAN BUS / RS485 / OCPP 1.6J	CAN BUS / RS485 / OCPP 1.6J
Load Management	Via OCPP (Charging profile)	Via OCPP (Charging profile)	Via OCPP (Charging profile)
Charging Activation	RFID/APP	RFID/APP	RFID/APP
Contactless Payments Solution	Payter P66 option	Payter P66 option	Payter P66 option
Human Interface	7" GRAPHIC DISPLAY	7" GRAPHIC DISPLAY	7" GRAPHIC DISPLAY
MECHANICAL CHARACTERISTICS			
Installation type	Floor-mounting	Floor-mounting	Floor-mounting
Materials	Painted sheet steel	Painted sheet steel	Painted sheet steel
Cable length	4 m	4 m	4 m
Protection Rating	IP55	IP55	IP55
Impact Protection	IK10	IK10	IK10
Operating temperature	-25°C / +50°C	-25°C / +50°C	-25°C / +50°C



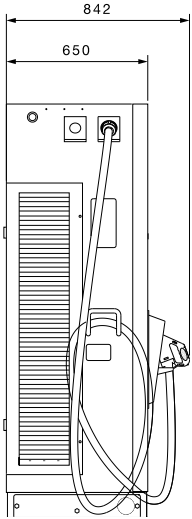
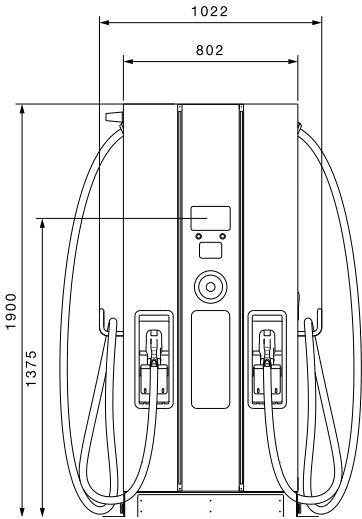
I-FAST STATION

Charging Mode	MODE 4	MODE 4
Charging Sockets	2 CCS2 CONNECTORS	2 CCS2 CONNECTORS
ELECTRICAL SPECIFICATIONS		
AC Input Rated Voltage	3 ϕ 380 ÷ 415 Vac	3 ϕ 380 ÷ 415 Vac
Maximum AC input current	3 ϕ 130A	3 ϕ 174A
Output voltage range	CCS2: 150 ÷ 950 Vdc	CCS2: 150 ÷ 950 Vdc
Maximum Output Current	CCS2: 200A (peak 250A)	CCS2: 200A (peak 250A)
Maximum Output Power	90 kW	120 kW
Power factor	>0.99	>0.99
Output protection	SCP, OCP, OVP, LVP, OTP, IMD	SCP, OCP, OVP, LVP, OTP, IMD
Energy metering	Yes, integrated DC Meter (AC MID Meter option)	Yes, integrated DC Meter (AC MID Meter option)
FUNCTIONAL FEATURES		
Connectivity	ETH/WiFi/4G	ETH/WiFi/4G
Communication	CAN BUS / RS485 / OCPP 1.6J	CAN BUS / RS485 / OCPP 1.6J
Load Management	Via OCPP (Charging profile)	Via OCPP (Charging profile)
Charging Activation	RFID/APP	RFID/APP
Contactless Payments Solution	Payter P66 option	Payter P66 option
Human Interface	7" GRAPHIC DISPLAY	7" GRAPHIC DISPLAY
MECHANICAL CHARACTERISTICS		
Installation type	Floor-mounting	Floor-mounting
Materials	Painted sheet steel	Painted sheet steel
Cable length	4.5 m	4.5 m
Protection Rating	IP55	IP55
Impact Protection	IK10	IK10
Operating temperature	-25°C / +50°C	-25°C / +50°C



Versions are also available with a 300A connector (400A maximum peak) plus a 200A connector (250A maximum peak), two 300A connectors (400A maximum peak) or a 120A CHAdeMO connector

MODE 4	MODE 4
2 CCS2 CONNECTORS	2 CCS2 CONNECTORS
ELECTRICAL SPECIFICATIONS	
3 ϕ 380 ÷ 415 Vac	3 ϕ 380 ÷ 415 Vac
3 ϕ 217A	3 ϕ 260A
CCS2: 150 ÷ 950 Vdc	CCS2: 150 ÷ 950 Vdc
CCS2: 200A (peak 250A)	CCS2: 200A (peak 250A)
150 kW	180 kW
>0.99	>0.99
SCP, OCP, OVP, LVP, OTP, IMD	SCP, OCP, OVP, LVP, OTP, IMD
Yes, integrated DC Meter (AC MID Meter option)	Yes, integrated DC Meter (AC MID Meter option)
FUNCTIONAL FEATURES	
ETH/WiFi/4G	ETH/WiFi/4G
CAN BUS / RS485 / OCPP 1.6J	CAN BUS / RS485 / OCPP 1.6J
Via OCPP (Charging profile)	Via OCPP (Charging profile)
RFID/APP	RFID/APP
Payter P66 option	Payter P66 option
7" GRAPHIC DISPLAY	7" GRAPHIC DISPLAY
MECHANICAL CHARACTERISTICS	
Floor-mounting	Floor-mounting
Painted sheet steel	Painted sheet steel
4.5 m	4.5 m
IP55	IP55
IK10	IK10
-25°C / +50°C	-25°C / +50°C



I-FAST STATION

Charging Mode	MODE 4	MODE 4
Charging Sockets	1 CCS2 + 1 CHAdeMO CONNECTOR	1 CCS2 + 1 CHAdeMO CONNECTOR
ELECTRICAL SPECIFICATIONS		
AC Input Rated Voltage	3 ϕ 380 ÷ 415 Vac	3 ϕ 380 ÷ 415 Vac
Maximum AC input current	3 ϕ 130A	3 ϕ 174A
Output voltage range	CCS2: 150 ÷ 950 Vdc / CHAdeMO: 150 ÷ 500 Vdc	CCS2: 150 ÷ 950 Vdc / CHAdeMO: 150 ÷ 500 Vdc
Maximum Output Current	CCS2: 200A (peak 250A) / CHAdeMO: 120A	CCS2: 200A (peak 250A) / CHAdeMO: 120A
Maximum Output Power	90 kW	120 kW
Power factor	>0.99	>0.99
Output protection	SCP, OCP, OVP, LVP, OTP, IMD	SCP, OCP, OVP, LVP, OTP, IMD
Energy metering	Yes, integrated DC Meter (AC MID Meter option)	Yes, integrated DC Meter (AC MID Meter option)
FUNCTIONAL FEATURES		
Connectivity	ETH/WiFi/4G	ETH/WiFi/4G
Communication	CAN BUS / RS485 / OCPP 1.6J	CAN BUS / RS485 / OCPP 1.6J
Load Management	Via OCPP (Charging profile)	Via OCPP (Charging profile)
Charging Activation	RFID/APP	RFID/APP
Contactless Payments Solution	Payter P66 option	Payter P66 option
Human Interface	7" GRAPHIC DISPLAY	7" GRAPHIC DISPLAY
MECHANICAL CHARACTERISTICS		
Installation type	Floor-mounting	Floor-mounting
Materials	Painted sheet steel	Painted sheet steel
Cable length	4.5 m	4.5 m
Protection Rating	IP55	IP55
Impact Protection	IK10	IK10
Operating temperature	-25°C / +50°C	-25°C / +50°C



Versions are also available with a 300A connector (400A maximum peak) plus a 200A connector (250A maximum peak), two 300A connectors (400A maximum peak) or a 120A CHAdeMO connector

MODE 4	MODE 4
1 CCS2 + 1 CHAdeMO CONNECTOR	1 CCS2 + 1 CHAdeMO CONNECTOR
ELECTRICAL SPECIFICATIONS	
3 ϕ 380 ÷ 415 Vac	3 ϕ 380 ÷ 415 Vac
3 ϕ 217A	3 ϕ 260A
CCS2: 150 ÷ 950 Vdc / CHAdeMO: 150 ÷ 500 Vdc	CCS2: 150 ÷ 950 Vdc / CHAdeMO: 150 ÷ 500 Vdc
CCS2: 200A (peak 250A) / CHAdeMO: 120A	CCS2: 200A (peak 250A) / CHAdeMO: 120A
150 kW	180 kW
>0.99	>0.99
SCP, OCP, OVP, LVP, OTP, IMD	SCP, OCP, OVP, LVP, OTP, IMD
Yes, integrated DC Meter (AC MID Meter option)	Yes, integrated DC Meter (AC MID Meter option)
FUNCTIONAL FEATURES	
ETH/WiFi/4G	ETH/WiFi/4G
CAN BUS / RS485 / OCPP 1.6J	CAN BUS / RS485 / OCPP 1.6J
Via OCPP (Charging profile)	Via OCPP (Charging profile)
RFID/APP	RFID/APP
Payter P66 option	Payter P66 option
7" GRAPHIC DISPLAY	7" GRAPHIC DISPLAY
MECHANICAL CHARACTERISTICS	
Floor-mounting	Floor-mounting
Painted sheet steel	Painted sheet steel
4.5 m	4.5 m
IP55	IP55
IK10	IK10
-25°C / +50°C	-25°C / +50°C

I-FAST STATION

Charging Mode	MODE 4	MODE 4
Charging Sockets	1 CCS2 + 1 GBT CONNECTOR	1 CCS2 + 1 GBT CONNECTOR
ELECTRICAL SPECIFICATIONS		
AC Input Rated Voltage	3 ϕ 380 ÷ 415 Vac	3 ϕ 380 ÷ 415 Vac
Maximum AC input current	3 ϕ 130A	3 ϕ 174A
Output voltage range	CCS2: 150 ÷ 950 Vdc / GBT: 150 ÷ 750 Vdc	CCS2: 150 ÷ 950 Vdc / GBT: 150 ÷ 750 Vdc
Maximum Output Current	CCS2: 200A (peak 250A) / GBT: 120A	CCS2: 200A (peak 250A) / GBT: 120A
Maximum Output Power	90 kW	120 kW
Power factor	>0.99	>0.99
Output protection	SCP, OCP, OVP, LVP, OTP, IMD	SCP, OCP, OVP, LVP, OTP, IMD
Energy metering	Yes, integrated DC Meter (AC MID Meter option)	Yes, integrated DC Meter (AC MID Meter option)
FUNCTIONAL FEATURES		
Connectivity	ETH/WiFi/4G	ETH/WiFi/4G
Communication	CAN BUS / RS485 / OCPP 1.6J	CAN BUS / RS485 / OCPP 1.6J
Load Management	Via OCPP (Charging profile)	Via OCPP (Charging profile)
Charging Activation	RFID/APP	RFID/APP
Contactless Payments Solution	Payter P66 option	Payter P66 option
Human Interface	7" GRAPHIC DISPLAY	7" GRAPHIC DISPLAY
MECHANICAL CHARACTERISTICS		
Installation type	Floor-mounting	Floor-mounting
Materials	Painted sheet steel	Painted sheet steel
Cable length	4.5 m	4.5 m
Protection Rating	IP55	IP55
Impact Protection	IK10	IK10
Operating temperature	-25°C / +50°C	-25°C / +50°C



Versions are also available with a 300A connector (400A maximum peak) plus a 200A connector (250A maximum peak), two 300A connectors (400A maximum peak) or a 120A CHAdeMO connector

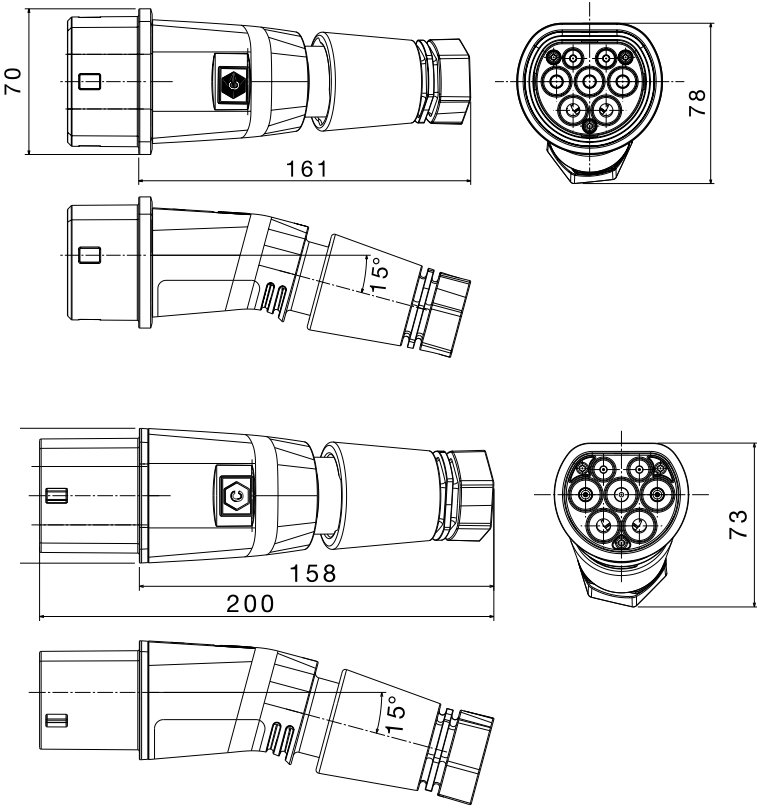
MODE 4	MODE 4
1 CCS2 + 1 GBT CONNECTOR	1 CCS2 + 1 GBT CONNECTOR
ELECTRICAL SPECIFICATIONS	
3 ϕ 380 ÷ 415 Vac	3 ϕ 380 ÷ 415 Vac
3 ϕ 217A	3 ϕ 260A
CCS2: 150 ÷ 950 Vdc / GBT: 150 ÷ 750 Vdc	CCS2: 150 ÷ 950 Vdc / GBT: 150 ÷ 750 Vdc
CCS2: 200A (peak 250A) / GBT: 120A	CCS2: 200A (peak 250A) / GBT: 120A
150 kW	180 kW
>0.99	>0.99
SCP, OCP, OVP, LVP, OTP, IMD	SCP, OCP, OVP, LVP, OTP, IMD
Yes, integrated DC Meter (AC MID Meter option)	Yes, integrated DC Meter (AC MID Meter option)
FUNCTIONAL FEATURES	
ETH/WiFi/4G	ETH/WiFi/4G
CAN BUS / RS485 / OCPP 1.6J	CAN BUS / RS485 / OCPP 1.6J
Via OCPP (Charging profile)	Via OCPP (Charging profile)
RFID/APP	RFID/APP
Payter P66 option	Payter P66 option
7" GRAPHIC DISPLAY	7" GRAPHIC DISPLAY
MECHANICAL CHARACTERISTICS	
Floor-mounting	Floor-mounting
Painted sheet steel	Painted sheet steel
4.5 m	4.5 m
IP55	IP55
IK10	IK10
-25°C / +50°C	-25°C / +50°C

I-CORD

Product type	Type 2 Charging cable - smooth 1-phase	Type 2 Charging cable - smooth 3-phase
ELECTRICAL SPECIFICATIONS		
Power Type	1-PHASE	3-PHASE
Number of poles	L1 - N - PE - CC - CP	L1/L2/L3 - N - PE - CC - CP
Rated current	20 A / 32 A	16 A / 32 A
Maximum power	4.6 kW / 7.4 kW	11 kW / 22 kW
Rated voltage	230/250 V	380/480 V
Rated frequency	50-60 Hz	50-60 Hz
MECHANICAL CHARACTERISTICS		
CONNECTOR		
Handle Colour	Black RAL 9004	Black RAL 9004
Box and gland colour	Black RAL 9004	Black RAL 9004
IP rating	IP 55 with cap	IP 55 with cap
Impact resistance	IK10	IK10
Glow Wire Test (sec. EN 62196-2)	650°C / 850°C	650°C / 850°C
Working temperature	-30°C / +50°C	-30°C / +50°C
CABLE		
Cable type	SMOOTH	SMOOTH
Cable length	5m / 8m	5m / 8m
Cable diameter	2.5 mm ² / 6 mm ²	2.5 mm ² / 6 mm ²



Charging cable Type 2 - smooth with E.V. Ready certification		Charging cable Type 2 - spiral	
ELECTRICAL SPECIFICATIONS			
1-PHASE	3-PHASE	1-PHASE	3-PHASE
L1 - N - PE - CC - CE	L1/L2/L3 - N - PE - CC - CP	L1 - N - PE - CC - CP	L1/L2/L3 - N - PE - CC - CP
32 A	32 A	32 A	32 A
7.4 kW	22 kW	7.4 kW	22 kW
230/250 V	380/480 V	230/250 V	380/480 V
50-60 Hz		50-60 Hz	
MECHANICAL CHARACTERISTICS			
CONNECTOR			
Black RAL 9004		Black RAL 9004	
Black RAL 9004		Black RAL 9004	
IP 55 with cap		IP 55 with cap	
IK10		IK10	
650°C / 850°C		650°C / 850°C	
-30°C / +50°C		-30°C / +50°C	
CABLE			
SMOOTH		SPIRAL	
5m / 8m		4 m	
6 mm ²		6 mm ²	



NOTES

GEWISS S.p.A.

Registered Office: Via Domenico Bosatelli 1
24069 Cenate Sotto (BG), Italy

T +39 035 946 111

E gewiss@gewiss.com

www.gewiss.com

Single shareholder company - Bergamo Business Register/VAT/Tax Code (IT) 00385040167
Economic and Administrative Index 107496 - Share Capital EUR 60,000,000.00 fully paid up

Visit www.gewiss.com
and follow us on

