



Smart [4]

GEWISS



Ed. 03
2022

CONTENTS

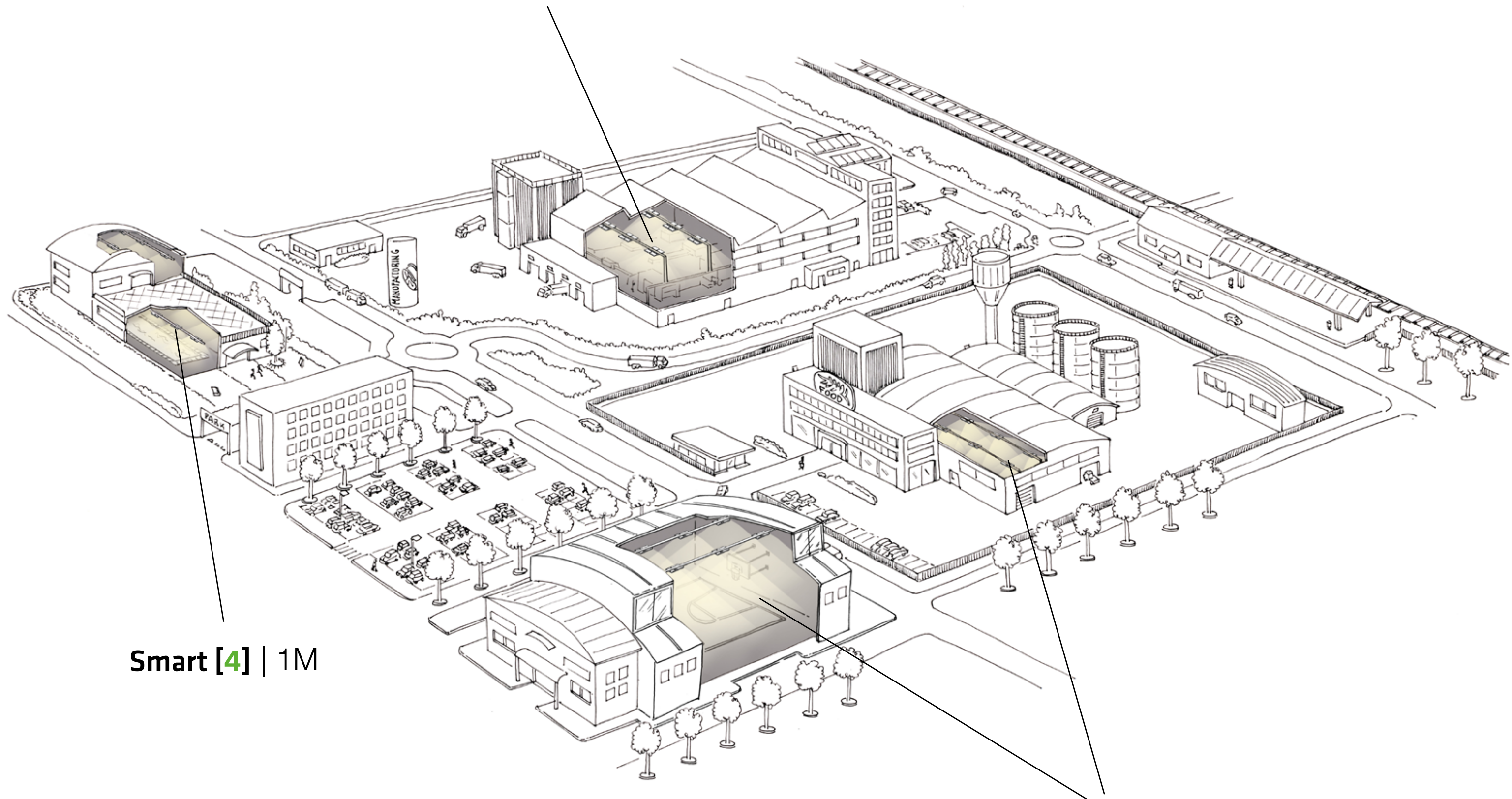
- 4 Smart [4]
- 8 Product Range
- 10 Benefits
- 18 Technical features
- 24 Smart [4] | 1M
- 36 Smart [4] | 2M
- 48 Smart [4] | 4M
- 60 Installation Methods and Benefits
- 62 GEWISS Services

Smart [4]

The Smart range [4] is renewed, becoming even more efficient and reliable. The latest generation LEDs, combined with increasingly efficient optical solutions, guarantee excellent lighting performance, with a remarkable increase in efficiency and

unparalleled resistance. In addition, this new range can communicate with Interactive products, making systems more intelligent and facilitating expert and efficient management.

Smart [4] | 4M



Smart [4] | 1M


Smart [4] | 2M

RANGE



Smart [4] | 1M

Smart [4] | 1M is the range of LED low bay appliances, ideal for indoor lighting in sports spaces such as gyms and swimming pools, or industrial warehouses, small logistics warehouses and the chemical, food or blast furnace industries, thanks to the HACCP, ATEX and HT versions. Robust and lightweight, it guarantees high mechanical strength, excellent lighting performance, maximum reliability of electronic components and optimal thermal performance. The 1M range includes the HE (High Efficiency) and HLO (High Luminous Emission) versions, both also available in Emergency, with 6 types of optics and 3 different Colour Temperatures, which guarantee extreme flexibility for lighting design .




Smart [4] | 4M

Smart [4] | 4M is the range of LED high bay appliances, ideal for indoor lighting of large sports facilities, industrial warehouses, department stores and logistics. Also suitable for the food and steel industries thanks to the HACCP and HT versions. Robust and lightweight, it guarantees high mechanical strength, excellent lighting performance, maximum reliability of electronic components and optimal thermal performance. The range includes the HE (High Efficiency) and HLO (High Luminous Emission) versions, both also available in Emergency, with 6 types of optics and 3 different Colour Temperatures, which guarantee extreme flexibility for lighting design .



Smart [4] | 2M

Smart [4] | 2M is the ideal LED range for indoor lighting in sports facilities, medium-height industrial warehouses, warehouses and industry. Also suitable for the food, steel and chemical industries thanks to the HACCP, ATEX and HT versions. Robust and lightweight, it guarantees high mechanical strength, excellent lighting performance, maximum reliability of electronic components and optimal thermal performance. The range includes the HE (High Efficiency) and HLO (High Luminous Emission) versions, both also available in Emergency, with 6 types of optics and 3 different Colour Temperatures, which guarantee extreme flexibility for lighting design .



Smart [4]

MODULARITY



Smart [4] is available in three sizes and in the Stand Alone version or with Through Wiring, for easy and quick installation and modular use in line or battery.

FLEXIBILITY

With a variety of power capacities, high efficiency (HE) and high emission (HLO) versions and the new optics, the Smart [4] range can meet any lighting and application needs.

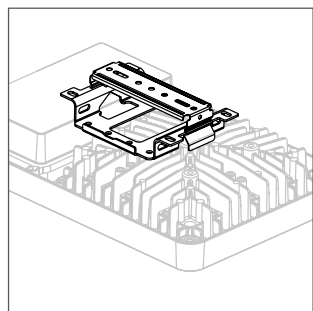
CONNECTIVITY

The **Smart [4]** range is designed to communicate with IoT systems, allowing the user to monitor consumption, ignition, programming and efficiency tests. For an increasingly SMART system.




Efficiency and reliability

The Smart range [4] becomes even more efficient and reliable thanks to the new design that enhances its performance. The latest generation LEDs combined with increasingly efficient optical solutions and an optimized heat management system, guarantee even greater lighting performance and the possibility of choosing between increasing efficiency or the level of lighting. **Smart [4] devices** have been designed to cope with the harsh environmental conditions of industries, ensuring high performance, reliability, durability and long life, with minimal consumption.



5 year quality guarantee

A careful design study has led to the development of systems that provide maximum reliability in any application environment. With the careful selection of next generation LEDs, high performance drivers and dissipation system design, GEWISS can guarantee the entire **Smart [4]** range for the highest quality and innovation of components and end product for 5 years.




A range for every need

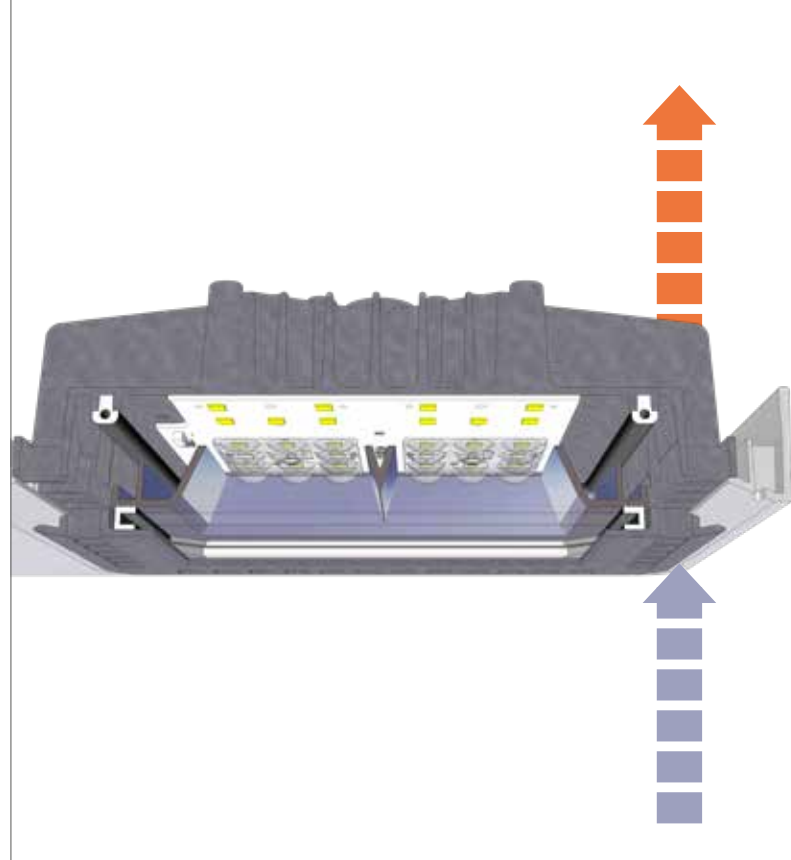
Smart [4] is a wide and flexible range of devices, suitable for any application where reliability, efficiency and professionalism are required. Available in three sizes (1 module, 2 modules and 4 modules), with different colour temperature options (3,000K, 4,000K, 5,700K), both in the HE (High Efficiency) and HLO (High Lumen Output) versions, both with the possibility of Emergency light. They are available in On/Off or DALI 2 versions and for Stand Alone installation or in a continuous row with through-wire. In addition, HACCP, ATEX and HT versions are also available for applications in special or at-risk environments.



Flexibility and lighting performance

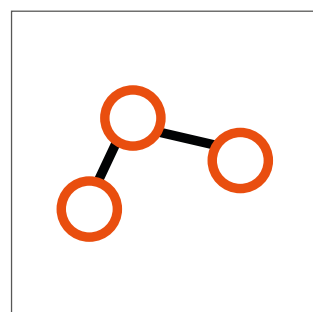
Smart [4] has been designed to meet any type of lighting need, thanks to the wide range of lenses and optical systems. With GEWISS' expertise in high-performance technopolymer moulding and the expert study of the optical laboratory, narrow (30°), medium (60°) and wide (90°) beam lenses have been designed, in addition to three types of light distributions, an elliptical, an asymmetric and an array. The wide variety of optics combined with the high performance of the same, allows to obtain a luminous flux up to 36,400lm, for applications that provide an installation greater than 5 m in height.





Intelligent system

The Smart range [4] offers maximum flexibility in terms of management. This family of devices in fact communicates with INTERACTIVE systems, which allow you to manage the various programming in terms of switching on and adjusting, checking the status and configuring complex scenarios, all via web interface or smartphone, even remotely. DALI versions can in fact interface with KNX and LORAWAN protocols for a complete building automation solution, which includes the integrated management of all IoT components.

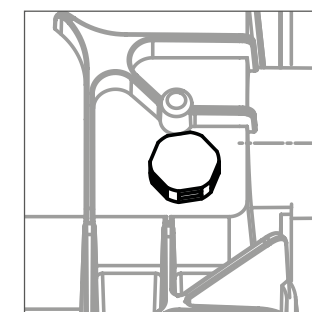


Function design

Smart [4] has been designed with an optimized design that allows air to pass through the lighting body, so as to facilitate a natural dispersion of heat. This allows to preserve the appliance, avoiding maintenance work on electronic components and cleaning work. In this way, all electrical components are also protected from overheating, thus allowing an optimization of the life cycle of the appliance.

Venting and non-condensing device with Gore-Tex[®] membrane

Venting and anti-condensing devices handle the internal pressure of the equipment for increased reliability, reducing condensation by filtering liquids and other contaminants out to prevent any malfunction.



Excellence laboratories



GEWISS laboratories are certified by IMQ and the main international control bodies, which have granted them the CTF2 certification (Customers Testing Facilities). Smart [4] has undergone, in these laboratories, the most stringent tests to certify its characteristics of resistance, life span and performance in extreme conditions, and has been certified with the CE mark (LVD 2014/35/EU - EMC1014/30/EU - ERP 2009/125/EC), ENEC (European Norms Electrical Certification), ATEX (certification of appliances intended for use in potentially explosive atmospheres) and UL (electrical certification relating to US and Canadian safety standards). In addition, it has also obtained DIN 18032-3 sports certification, which guarantees safety and use without damage if hit by a ball.






Optimal solution for food production

Smart [4] has been designed in the HACCP version suitable for use in the food and beverage industry, ideal for lighting production areas, warehouses and logistics areas. It can be installed in different modes, with maximum flexibility even in case of relamping. The HACCP version is available in 3 sizes and powers, two types of integrated power supply and six different PMMA optics housed inside the metallic reflector. With an amplitude of luminous fluxes ranging from 9,000lm to 39,600lm, it can replace 2x58W ceiling lights or 400W industrial reflectors with metal iodides and it is possible to reduce the number of pre-installed equipment while maintaining the same lighting level, even with heights greater than 5m.



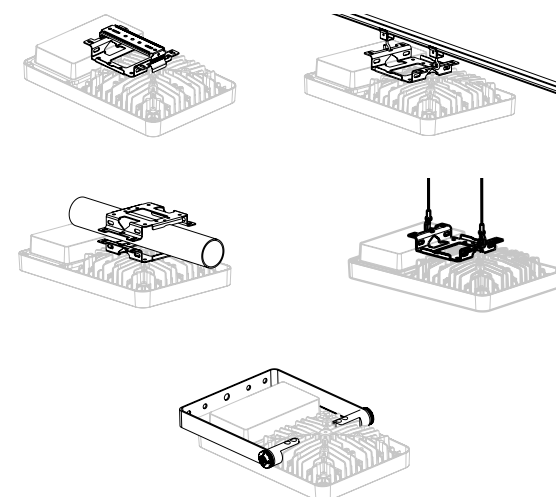
Excellent performance even in extreme situations

Smart [4] also includes ATEX and HT versions in its range. ATEX versions are ideal for use in areas where flammable gases, vapours and dusts are present and a high level of corrosion resistance and protection from dirt, water and moisture is therefore required. They are available in 2 sizes and powers, 4 types of optics and connection system with pre-wired nickel-plated brass cable gland. HT versions are used for industrial applications, production areas or warehouses where very critical temperatures develop, as in the steel industry. They are available in 3 sizes and powers and 4 optics. Both versions have a venting and anti-condensing device, and the aluminium alloy heat sink EN AB 44300 makes them even more reliable.



Easy assembly

Smart [4] is equipped with several mounting kits that can replace any type of fastener used in the industrial field. The mounting kit therefore allows easy replacement of the old lighting fixtures without having to modify the electrical and mechanical system. The kits are available and to be ordered separately, to ensure the maximum flexibility.

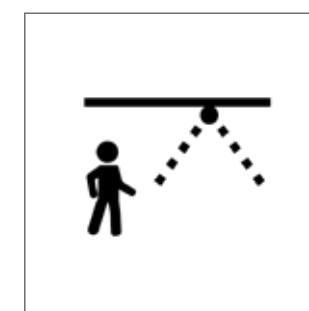


Smart [4]






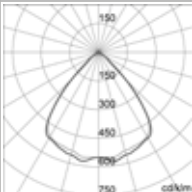
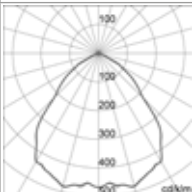
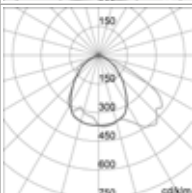



Problem-free Emergency Lighting

Smart [4] is available in THE EMERGENCY version with integrated External Box Kit, both in the HE @500mA and HLO @660mA versions for all sizes (1M, 2M and 4M) and powers, and in six different optics. The battery used to activate the emergency light is nickel-metal hydride (NiMH) and has a life of 3h. The range is available in the Stand Alone DALI version at 220-240V and 50/60 Hz with double watertight input connector with separate DALI line. The emergency kit is resistant to high temperatures and is equipped with a charging status indicator LED for easy monitoring. With the DALI protocol, it is also possible to check the operation of the emergency system with automatic tests that perform the various checks with algorithms according to IEC 62034.









Advanced optical systems for every application requirement

							
		1M		2M		4M	
Name	Photometry	UGR	Photobiological class*	UGR	Photobiological class*	UGR	Photobiological class*
Optic 30°		UGR ≤ 22	RG0 (8.5 m)	UGR ≤ 19	RG0 (12 m)	UGR ≤ 19	RG0 (12 m)
Optic 60°		UGR ≤ 22	RG0 (5 m)	UGR ≤ 22	RG0 (7 m)	UGR ≤ 19	RG0 (7 m)
Optic 90°		UGR ≤ 25	RG0 (4.5 m)	UGR ≤ 22	RG0 (6 m)	UGR ≤ 22	RG0 (6 m)
Array		-	RG0 (4 m)	UGR ≤ 25	RG0 (5.7 m)	UGR ≤ 25	RG0 (5.7 m)
Asymmetrical optics		-	RG0 (3.5 m)	-	RG0 (4.7 m)	-	RG0 (4.7 m)
Elliptical optic		-	RG0 (3.5 m)	-	RG0 (4.7 m)	-	RG0 (4.7 m)

*LED CCT: ≤ 5,700 K

Technical data

				
		1M	2M	4M
Optics	30°, 60°, 90°, Array, Asymmetrical, Elliptical			
Device luminous flux	from 6,500lm to 9,900lm	from 13,000lm to 19,800lm	from 26,000lm to 39,600lm	
Luminous efficiency	from 133lm/W to 160lm/W	from 136lm/W to 162lm/W	from 134lm/W to 163lm/W	
Colour rendering index	CRI>80			
Power consumption	Up to 64W	Up to 125W	Up to 253W	
Standard deviation colour matching	SDCM = 3			
Life span	L90B10 (Tq+25°C) = 70.000 h ON/OFF - 100.000 h DALI L90B10 (Tq+50°C) = 35.000 h ON/OFF - 50.000 h DALI			
Photobiological class	RG0			
Weight	3.5 Kg	6.5 Kg	13.5 Kg	
Power voltage	220 ÷ 240V			
Operating temperature	- 30°C ÷ + 50 °C			
Rated frequency	50/60 Hz			
Protection device	DM 6kV / CM 10kV			
Control system	Stand Alone - On / Off Stand Alone - DALI Through Wiring - On/Off Through Wiring - DALI			
Insulation class	I			
Protection degree	IP66			
Impact resistance	IK08			
Glow wire test	850°C			



			
HE - HLO VERSION			
Characteristics	Smart [4] -1M	Smart [4] -2M	Smart [4] -4M
Emergency	YES	YES	YES
Optics	30° - 60° - 90° ARRAY ASYMMETRICAL ELLIPTICAL	30° - 60° - 90° ARRAY ASYMMETRICAL ELLIPTICAL	30° - 60° - 90° ARRAY ASYMMETRICAL ELLIPTICAL
Operating temperature	- 30°C ÷ + 50 °C - 0°C ÷ +40 °C (Emerg.)		
Colour temperature	3,000K - 4,000K - 5,700K	3,000K - 4,000K - 5,700K	3,000K - 4,000K - 5,700K
Power supply	ON/OFF - DALI	ON/OFF - DALI	ON/OFF - DALI
Connection	Through wiring - Stand alone	Through wiring - Stand alone	Through wiring - Stand alone



			
HACCP VERSION			
Characteristics	Smart [4] -1M	Smart [4] -2M	Smart [4] -4M
Emergency	NO	NO	NO
Optics	30° - 60° - 90° ARRAY ASYMMETRICAL ELLIPTICAL	30° - 60° - 90° ARRAY ASYMMETRICAL ELLIPTICAL	30° - 60° - 90° ARRAY ASYMMETRICAL ELLIPTICAL
Operating temperature	-30°C ÷ +50 °C	-30°C ÷ +50 °C	-30°C ÷ +50 °C
Colour temperature	4,000K- 5,700K	4,000K- 5,700K	4,000K- 5,700K
Power supply	ON/OFF - DALI	ON/OFF - DALI	ON/OFF - DALI
Connection	Stand Alone	Stand Alone	Stand Alone

			
HT VERSION			
Characteristics	Smart [4] -1M	Smart [4] -2M	Smart [4] -4M
Emergency	NO	NO	NO
Optics	60° - 90° ARRAY ELLIPTICAL	60° - 90° ARRAY ELLIPTICAL	60° - 90° ARRAY ELLIPTICAL
Operating temperature	-30°C ÷ +60 °C	-30°C ÷ +60 °C	-30°C ÷ +60 °C
Colour temperature	4,000K- 5,700K	4,000K- 5,700K	4,000K- 5,700K
Power supply	ON OFF	ON OFF	ON OFF
Connection	Stand Alone	Stand Alone	Stand Alone



		
ATEX VERSION		
Characteristics	Smart [4] -1M	Smart [4] -2M
Emergency	NO	NO
Optics	60° - 90° ARRAY ASYMMETRICAL	60° - 90° ARRAY ASYMMETRICAL
Operating temperature	+5°C ÷ +40 °C	+5°C ÷ +40 °C
Colour temperature	4,000K- 5,700K	4,000K- 5,700K
Power supply	ON OFF	ON OFF
Connection	Stand Alone	Stand Alone

Smart [4]



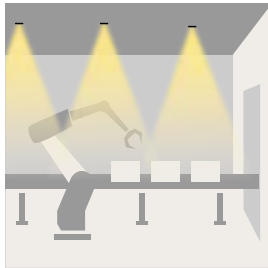


Smart [4] | 1M

LowBay LED medium power for lighting in production areas, chemical industry, food industry, warehouses and gyms.

Smart [4] | 1M is an indoor LED appliance suitable for lighting industries and sports facilities that can be installed on the ceiling thanks to the fastening system with spring clip and quick fix coupling. It is available in the HE (High Efficiency), HLO (High Lumen Output), Emergency and HACCP, ATEX and HT versions for special applications. The body is made of "Halogen-free" nylon loaded with grey glass fibre (RAL7035) with a venting and anti-condensation device, and a heat sink made of aluminium alloy. It is equipped with a dual optical system that includes a metallic reflector with ARRAY optics and a metallic reflector with UV stabilized PC and PMMA lenses, with high efficiency, which allow a wide variety of light distributions 30°, 60°, 90°, Array, Asymmetrical and Elliptical. It is available with three types of Colour Temperature (3,000K/ 4,000K/ 5,700K), Color Rendering Index CRI>80 and two power supply options (ON/OFF or DALI).

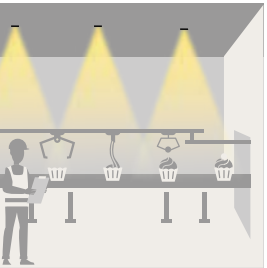
APPLICATIONS




Industry



Warehouse



Food Industry




Gym


LIGHT BEAM DISTRIBUTION




30°




60°



90°



Array



Asymmetrical



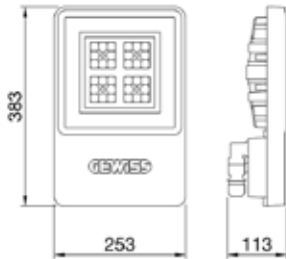
Elliptical

- IK 08
- IP 66
- DIN 18032-3
- 5 YEARS
- HACCP
- Ex
- HT
- Person icon

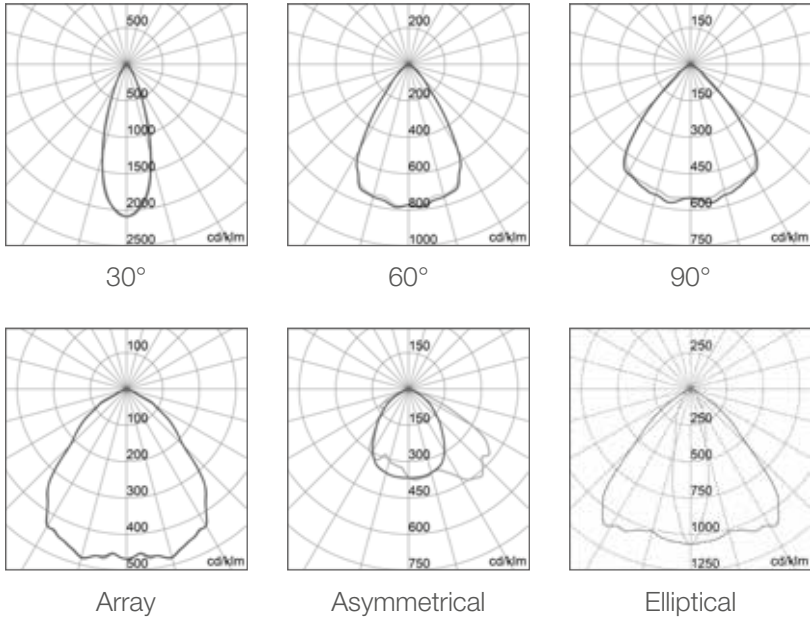




SIZE



PHOTOMETRY



GENERAL INFORMATION

Recommended installation height	≥ 5 m
Colour	Grey RAL7035
Source	LED - not replaceable
Power consumption	Up to 64W
Life span	L90B10 (Tq+25°C) = 70.000 h ON/OFF - 100.000 h DALI L90B10 (Tq+50°C) = 35.000 h ON/OFF - 50.000 h DALI
Weight	3.5Kg
Warranty	5 years
Operating temperature	- 30°C ÷ + 50 °C

OPTIC AND LIGHTING FEATURES

Luminous flux	Up to 9,900lm
Luminous efficiency	Up to 160lm/W
Colour temperature	3,000K - 4,000K - 5,700K
Colour rendering index	CRI>80
Standard deviation colour matching	SDCM = 3
Relamping	Models from 6,300 to 9,200 lm can replace 2x58W FD ceiling lights and low power metal iodide reflectors.

MATERIALS

Body	PA6 "Halogen Free" loaded fibreglass
Screen	Tempered glass Thickness 4mm
Optical unit	PMMA lenses - Metallic PC reflector
External screws	Stainless steel

INSTALLATION AND MAINTENANCE

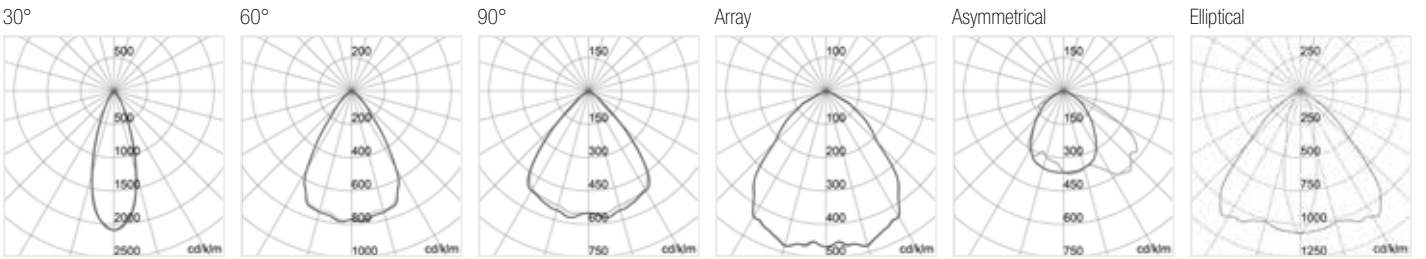
Installation and assembly type	Suspended by means of steel cables with carabiner hook or chain (sold separately). A ceiling light with spring clip with quick fix coupling and locking with safety screw. A projection through the Gewiss bracket that allows its orientation by goniometric scale on both sides (sold separately).
Cabling	With a watertight electrical connector equipped with a quick, ergonomic connection system for cables with up to 2.5mm² section and a side safety, lever-driven device. The Through Wiring version is already equipped with pre-wired mechanical and electrical connection components.
Driver box	Integrated
Through wiring	In HE versions continuous installation of up to 64 devices permitted In HLO versions continuous installation of up to 50 devices permitted

ELECTRICAL FEATURES AND LIGHT MANAGEMENT

Power voltage	220÷240V
Rated frequency	50/60 Hz
Power supply	Included
Protection device	6KV RCCB mode/10KV common mode
Control system	ON-OFF / DALI
Cabling	Stand alone - Through wiring
Insulation class	Class I
Emergency	Available versions with integrated Emergency or external kit for UPS



Smart [4] | HE Version



CRI>80 - Stand Alone

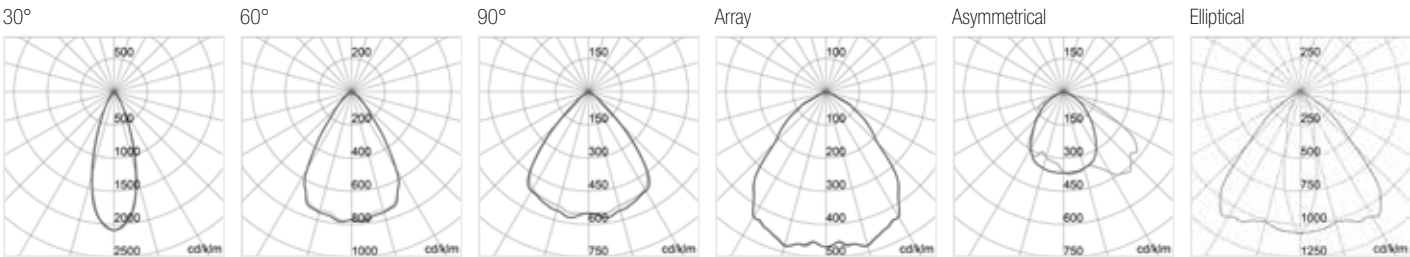
Code	Optics	Luminous flux of the device (lm)	Power consumption (W)	Efficiency (lm/W)	Colour temp. (CCT)	Control System
GWS4120AF830	30°	7,200	48	150	3,000K	On/Off
GWS4120AF840	30°	7,600	48	158	4,000K	On/Off
GWS4120AF857	30°	7,600	48	158	5,700K	On/Off
GWS4121AF830	30°	7,200	48	150	3,000K	DALI
GWS4121AF840	30°	7,600	48	158	4,000K	DALI
GWS4121AF857	30°	7,600	48	158	5,700K	DALI
GWS4120AH830	60°	7,300	48	152	3,000K	On/Off
GWS4120AH840	60°	7,700	48	160	4,000K	On/Off
GWS4120AH857	60°	7,700	48	160	5,700K	On/Off
GWS4121AH830	60°	7,300	48	152	3,000K	DALI
GWS4121AH840	60°	7,700	48	160	4,000K	DALI
GWS4121AH857	60°	7,700	48	160	5,700K	DALI
GWS4120AP830	90°	7,300	48	152	3,000K	On/Off
GWS4120AP840	90°	7,700	48	160	4,000K	On/Off
GWS4120AP857	90°	7,700	48	160	5,700K	On/Off
GWS4121AP830	90°	7,300	48	152	3,000K	DALI
GWS4121AP840	90°	7,700	48	160	4,000K	DALI
GWS4121AP857	90°	7,700	48	160	5,700K	DALI
GWS4120AA830	Array	7,300	48	152	3,000K	On/Off
GWS4120AA840	Array	7,700	48	160	4,000K	On/Off
GWS4120AA857	Array	7,700	48	160	5,700K	On/Off
GWS4121AA830	Array	7,300	48	152	3,000K	DALI
GWS4121AA840	Array	7,700	48	160	4,000K	DALI
GWS4121AA857	Array	7,700	48	160	5,700K	DALI
GWS4120AC830	Asymmetrical	6,500	48	135	3,000K	On/Off
GWS4120AC840	Asymmetrical	6,900	48	144	4,000K	On/Off
GWS4120AC857	Asymmetrical	6,900	48	144	5,700K	On/Off
GWS4121AC830	Asymmetrical	6,500	48	135	3,000K	DALI
GWS4121AC840	Asymmetrical	6,900	48	144	4,000K	DALI
GWS4121AC857	Asymmetrical	6,900	48	144	5,700K	DALI
GWS4120AQ830	Elliptical	6,800	48	142	3,000K	On/Off
GWS4120AQ840	Elliptical	7,100	48	148	4,000K	On/Off
GWS4120AQ857	Elliptical	7,100	48	148	5,700K	On/Off
GWS4121AQ830	Elliptical	6,800	48	142	3,000K	DALI
GWS4121AQ840	Elliptical	7,100	48	148	4,000K	DALI
GWS4121AQ857	Elliptical	7,100	48	148	5,700K	DALI

CRI>80 - Through Wiring

Code	Optics	Luminous flux of the device (lm)	Power consumption (W)	Efficiency (lm/W)	Colour temp. (CCT)	Control System
GWS4122AF830	30°	7,200	48	150	3,000K	On/Off
GWS4122AF840	30°	7,600	48	158	4,000K	On/Off
GWS4122AF857	30°	7,600	48	158	5,700K	On/Off
GWS4123AF830	30°	7,200	48	150	3,000K	DALI
GWS4123AF840	30°	7,600	48	158	4,000K	DALI
GWS4123AF857	30°	7,600	48	158	5,700K	DALI
GWS4122AH830	60°	7,300	48	152	3,000K	On/Off
GWS4122AH840	60°	7,700	48	160	4,000K	On/Off
GWS4122AH857	60°	7,700	48	160	5,700K	On/Off
GWS4123AH830	60°	7,300	48	152	3,000K	DALI
GWS4123AH840	60°	7,700	48	160	4,000K	DALI
GWS4123AH857	60°	7,700	48	160	5,700K	DALI
GWS4122AP830	90°	7,300	48	152	3,000K	On/Off
GWS4122AP840	90°	7,700	48	160	4,000K	On/Off
GWS4122AP857	90°	7,700	48	160	5,700K	On/Off
GWS4123AP830	90°	7,300	48	152	3,000K	DALI
GWS4123AP840	90°	7,700	48	160	4,000K	DALI
GWS4123AP857	90°	7,700	48	160	5,700K	DALI
GWS4122AA830	Array	7,300	48	152	3,000K	On/Off
GWS4122AA840	Array	7,700	48	160	4,000K	On/Off
GWS4122AA857	Array	7,700	48	160	5,700K	On/Off
GWS4123AA830	Array	7,300	48	152	3,000K	DALI
GWS4123AA840	Array	7,700	48	160	4,000K	DALI
GWS4123AA857	Array	7,700	48	160	5,700K	DALI
GWS4122AC830	Asymmetrical	6,500	48	135	3,000K	On/Off
GWS4122AC840	Asymmetrical	6,900	48	144	4,000K	On/Off
GWS4122AC857	Asymmetrical	6,900	48	144	5,700K	On/Off
GWS4123AC830	Asymmetrical	6,500	48	135	3,000K	DALI
GWS4123AC840	Asymmetrical	6,900	48	144	4,000K	DALI
GWS4123AC857	Asymmetrical	6,900	48	144	5,700K	DALI
GWS4122AQ830	Elliptical	6,800	48	142	3,000K	On/Off
GWS4122AQ840	Elliptical	7,100	48	148	4,000K	On/Off
GWS4122AQ857	Elliptical	7,100	48	148	5,700K	On/Off
GWS4123AQ830	Elliptical	6,800	48	142	3,000K	DALI
GWS4123AQ840	Elliptical	7,100	48	148	4,000K	DALI
GWS4123AQ857	Elliptical	7,100	48	148	5,700K	DALI



Smart [4] | HLO Version



CRI>80 - Stand Alone

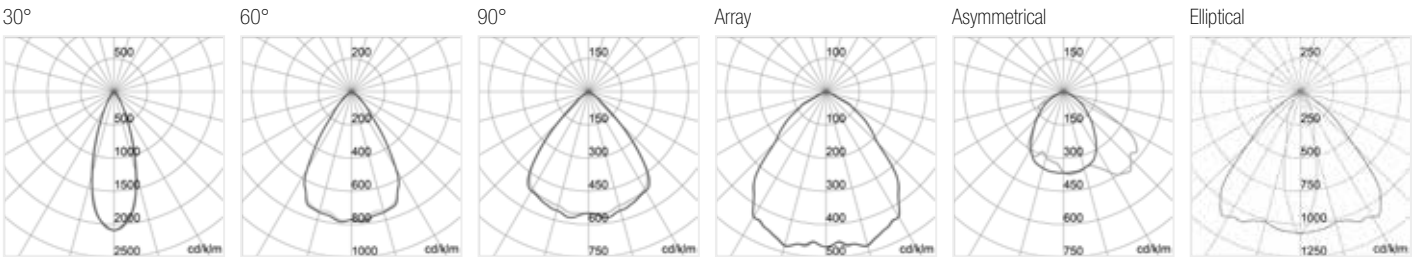
Code	Optics	Luminous flux of the device (lm)	Power consumption (W)	Efficiency (lm/W)	Colour temp. (CCT)	Control System
GWS4120BF830	30°	9,400	64	147	3,000K	On/Off
GWS4120BF840	30°	9,800	64	153	4,000K	On/Off
GWS4120BF857	30°	9,800	64	153	5,700K	On/Off
GWS4121BF830	30°	9,400	64	147	3,000K	DALI
GWS4121BF840	30°	9,800	64	153	4,000K	DALI
GWS4121BF857	30°	9,800	64	153	5,700K	DALI
GWS4120BH830	60°	9,500	64	148	3,000K	On/Off
GWS4120BH840	60°	9,900	64	155	4,000K	On/Off
GWS4120BH857	60°	9,900	64	155	5,700K	On/Off
GWS4121BH830	60°	9,500	64	148	3,000K	DALI
GWS4121BH840	60°	9,900	64	155	4,000K	DALI
GWS4121BH857	60°	9,900	64	155	5,700K	DALI
GWS4120BP830	90°	9,500	64	148	3,000K	On/Off
GWS4120BP840	90°	9,900	64	155	4,000K	On/Off
GWS4120BP857	90°	9,900	64	155	5,700K	On/Off
GWS4121BP830	90°	9,500	64	148	3,000K	DALI
GWS4121BP840	90°	9,900	64	155	4,000K	DALI
GWS4121BP857	90°	9,900	64	155	5,700K	DALI
GWS4120BA830	Array	9,500	64	148	3,000K	On/Off
GWS4120BA840	Array	9,900	64	155	4,000K	On/Off
GWS4120BA857	Array	9,900	64	155	5,700K	On/Off
GWS4121BA830	Array	9,500	64	148	3,000K	DALI
GWS4121BA840	Array	9,900	64	155	4,000K	DALI
GWS4121BA857	Array	9,900	64	155	5,700K	DALI
GWS4120BC830	Asymmetrical	8,500	64	133	3,000K	On/Off
GWS4120BC840	Asymmetrical	8,900	64	139	4,000K	On/Off
GWS4120BC857	Asymmetrical	8,900	64	139	5,700K	On/Off
GWS4121BC830	Asymmetrical	8,500	64	133	3,000K	DALI
GWS4121BC840	Asymmetrical	8,900	64	139	4,000K	DALI
GWS4121BC857	Asymmetrical	8,900	64	139	5,700K	DALI
GWS4120BQ830	Elliptical	8,800	64	138	3,000K	On/Off
GWS4120BQ840	Elliptical	9,200	64	144	4,000K	On/Off
GWS4120BQ857	Elliptical	9,200	64	144	5,700K	On/Off
GWS4121BQ830	Elliptical	8,800	64	138	3,000K	DALI
GWS4121BQ840	Elliptical	9,200	64	144	4,000K	DALI
GWS4121BQ857	Elliptical	9,200	64	144	5,700K	DALI

CRI>80 - Through Wiring

Code	Optics	Luminous flux of the device (lm)	Power consumption (W)	Efficiency (lm/W)	Colour temp. (CCT)	Control System
GWS4122BF830	30°	9,400	64	147	3,000K	On/Off
GWS4122BF840	30°	9,800	64	153	4,000K	On/Off
GWS4122BF857	30°	9,800	64	153	5,700K	On/Off
GWS4123BF830	30°	9,400	64	147	3,000K	DALI
GWS4123BF840	30°	9,800	64	153	4,000K	DALI
GWS4123BF857	30°	9,800	64	153	5,700K	DALI
GWS4122BH830	60°	9,500	64	148	3,000K	On/Off
GWS4122BH840	60°	9,900	64	155	4,000K	On/Off
GWS4122BH857	60°	9,900	64	155	5,700K	On/Off
GWS4123BH830	60°	9,500	64	148	3,000K	DALI
GWS4123BH840	60°	9,900	64	155	4,000K	DALI
GWS4123BH857	60°	9,900	64	155	5,700K	DALI
GWS4122BP830	90°	9,500	64	148	3,000K	On/Off
GWS4122BP840	90°	9,900	64	155	4,000K	On/Off
GWS4122BP857	90°	9,900	64	155	5,700K	On/Off
GWS4123BP830	90°	9,500	64	148	3,000K	DALI
GWS4123BP840	90°	9,900	64	155	4,000K	DALI
GWS4123BP857	90°	9,900	64	155	5,700K	DALI
GWS4122BA830	Array	9,500	64	148	3,000K	On/Off
GWS4122BA840	Array	9,900	64	155	4,000K	On/Off
GWS4122BA857	Array	9,900	64	155	5,700K	On/Off
GWS4123BA830	Array	9,500	64	148	3,000K	DALI
GWS4123BA840	Array	9,900	64	155	4,000K	DALI
GWS4123BA857	Array	9,900	64	155	5,700K	DALI
GWS4122BC830	Asymmetrical	8,500	64	133	3,000K	On/Off
GWS4122BC840	Asymmetrical	8,900	64	139	4,000K	On/Off
GWS4122BC857	Asymmetrical	8,900	64	139	5,700K	On/Off
GWS4123BC830	Asymmetrical	8,500	64	133	3,000K	DALI
GWS4123BC840	Asymmetrical	8,900	64	139	4,000K	DALI
GWS4123BC857	Asymmetrical	8,900	64	139	5,700K	DALI
GWS4122BQ830	Elliptical	8,800	64	138	3,000K	On/Off
GWS4122BQ840	Elliptical	9,200	64	144	4,000K	On/Off
GWS4122BQ857	Elliptical	9,200	64	144	5,700K	On/Off
GWS4123BQ830	Elliptical	8,800	64	138	3,000K	DALI
GWS4123BQ840	Elliptical	9,200	64	144	4,000K	DALI
GWS4123BQ857	Elliptical	9,200	64	144	5,700K	DALI



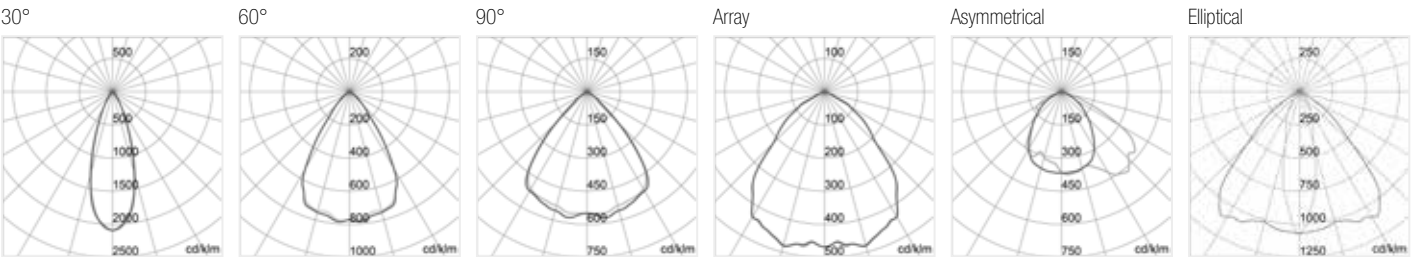
Smart [4] | Emergency Version



CRI>80 - Emergency

Code	Optics	Luminous flux of the device (lm)	Power consumption (W)	Efficiency (lm/W)	Colour temp. (CCT)	Emergency Luminous flux (lm)
GWS4124AF830	30°	7,200	48	150	3,000K	810
GWS4124AF840	30°	7,600	48	158	4,000K	850
GWS4124AF857	30°	7,600	48	158	5,700K	850
GWS4124BF830	30°	9,400	64	147	3,000K	810
GWS4124BF840	30°	9,800	64	153	4,000K	850
GWS4124BF857	30°	9,800	64	153	5,700K	850
GWS4124AH830	60°	7,300	48	152	3,000K	810
GWS4124AH840	60°	7,700	48	160	4,000K	850
GWS4124AH857	60°	7,700	48	160	5,700K	850
GWS4124BH830	60°	9,500	64	148	3,000K	810
GWS4124BH840	60°	9,900	64	155	4,000K	850
GWS4124BH857	60°	9,900	64	155	5,700K	850
GWS4124AP830	90°	7,300	48	152	3,000K	810
GWS4124AP840	90°	7,700	48	160	4,000K	850
GWS4124AP857	90°	7,700	48	160	5,700K	850
GWS4124BP830	90°	9,500	64	148	3,000K	810
GWS4124BP840	90°	9,900	64	155	4,000K	850
GWS4124BP857	90°	9,900	64	155	5,700K	850
GWS4124AA830	Array	7,300	48	152	3,000K	810
GWS4124AA840	Array	7,700	48	160	4,000K	850
GWS4124AA857	Array	7,700	48	160	5,700K	850
GWS4124BA830	Array	9,500	64	148	3,000K	810
GWS4124BA840	Array	9,900	64	155	4,000K	850
GWS4124BA857	Array	9,900	64	155	5,700K	850
GWS4124AC830	Asymmetrical	6,500	48	135	3,000K	710
GWS4124AC840	Asymmetrical	6,900	48	144	4,000K	750
GWS4124AC857	Asymmetrical	6,900	48	144	5,700K	750
GWS4124BC830	Asymmetrical	8,500	64	133	3,000K	710
GWS4124BC840	Asymmetrical	8,900	64	139	4,000K	750
GWS4124BC857	Asymmetrical	8,900	64	139	5,700K	750
GWS4124AQ830	Elliptical	6,800	48	142	3,000K	710
GWS4124AQ840	Elliptical	7,100	48	148	4,000K	750
GWS4124AQ857	Elliptical	7,100	48	148	5,700K	750
GWS4124BQ830	Elliptical	8,800	64	138	3,000K	710
GWS4124BQ840	Elliptical	9,200	64	144	4,000K	750
GWS4124BQ857	Elliptical	9,200	64	144	5,700K	750

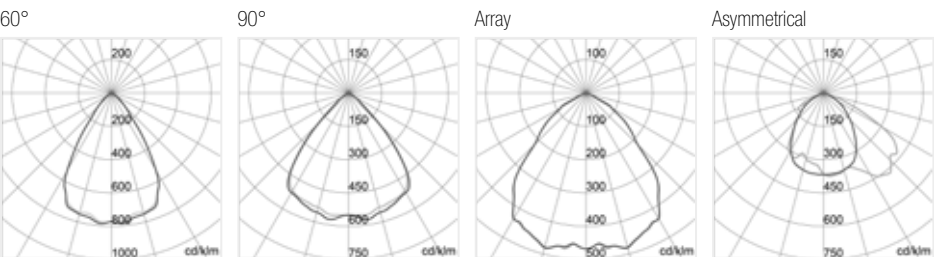
Smart [4] | HACCP Version



CRI>80 - Stand Alone

Code	Optics	Luminous flux of the device (lm)	Power consumption (W)	Efficiency (lm/W)	Colour temp. (CCT)	Control System
GWS4120HF840	30°	9,800	64	153	4,000K	On/Off
GWS4120HF857	30°	9,800	64	153	5,700K	On/Off
GWS4121HF840	30°	9,800	64	153	4,000K	DALI
GWS4121HF857	30°	9,800	64	153	5,700K	DALI
GWS4120HH840	60°	9,900	64	155	4,000K	On/Off
GWS4120HH857	60°	9,900	64	155	5,700K	On/Off
GWS4121HH840	60°	9,900	64	155	4,000K	DALI
GWS4121HH857	60°	9,900	64	155	5,700K	DALI
GWS4120HP840	90°	9,900	64	155	4,000K	On/Off
GWS4120HP857	90°	9,900	64	155	5,700K	On/Off
GWS4121HP840	90°	9,900	64	155	4,000K	DALI
GWS4121HP857	90°	9,900	64	155	5,700K	DALI
GWS4120HA840	Array	9,900	64	155	4,000K	On/Off
GWS4120HA857	Array	9,900	64	155	5,700K	On/Off
GWS4121HA840	Array	9,900	64	155	4,000K	DALI
GWS4121HA857	Array	9,900	64	155	5,700K	DALI
GWS4120HC840	Asymmetrical	8,900	64	139	4,000K	On/Off
GWS4120HC857	Asymmetrical	8,900	64	139	5,700K	On/Off
GWS4121HC840	Asymmetrical	8,900	64	139	4,000K	DALI
GWS4121HC857	Asymmetrical	8,900	64	139	5,700K	DALI
GWS4120HQ840	Elliptical	9,200	64	144	4,000K	On/Off
GWS4120HQ857	Elliptical	9,200	64	144	5,700K	On/Off
GWS4121HQ840	Elliptical	9,200	64	144	4,000K	DALI
GWS4121HQ857	Elliptical	9,200	64	144	5,700K	DALI

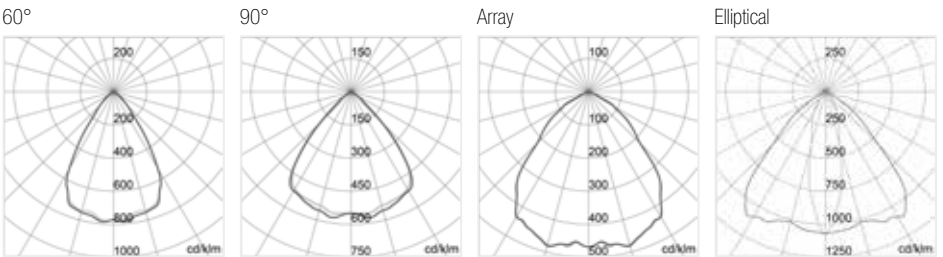
Smart [4] | Atex Version



CRI>80 - Stand Alone

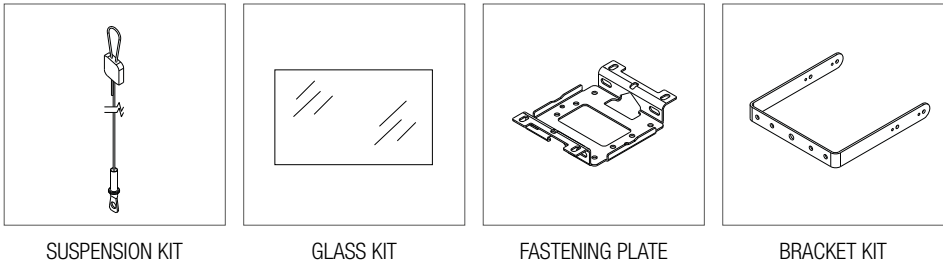
Code	Optics	Luminous flux of the device (lm)	Power consumption (W)	Efficiency (lm/W)	Colour temp. (CCT)	Control System
GWS4120FH840	60°	9,900	64	155	4,000K	On/Off
GWS4120FH857	60°	9,900	64	155	5,700K	On/Off
GWS4120FP840	90°	9,900	64	155	4,000K	On/Off
GWS4120FP857	90°	9,900	64	155	5,700K	On/Off
GWS4120FA840	Array	9,900	64	155	4,000K	On/Off
GWS4120FA857	Array	9,900	64	155	5,700K	On/Off
GWS4120FC840	Asymmetrical	8,900	64	139	4,000K	On/Off
GWS4120FC857	Asymmetrical	8,900	64	139	5,700K	On/Off

Smart [4] | HT Version



CRI>80 - Stand Alone

Code	Optics	Luminous flux of the device (lm)	Power consumption (W)	Efficiency (lm/W)	Colour temp. (CCT)	Control System
GWS4120CH840	60°	7,700	48	160	4,000K	On/Off
GWS4120CH857	60°	7,700	48	160	5,700K	On/Off
GWS4120CP840	90°	7,700	48	160	4,000K	On/Off
GWS4120CP857	90°	7,700	48	160	5,700K	On/Off
GWS4120CA840	Array	7,700	48	160	4,000K	On/Off
GWS4120CA857	Array	7,700	48	160	5,700K	On/Off
GWS4120CQ840	Elliptical	7,100	48	148	4,000K	On/Off
GWS4120CQ857	Elliptical	7,100	48	148	5,700K	On/Off



ACCESSORIES

Code	Description
GWL1901	KIT OF ADJUSTABLE SUSPENSION CABLES WITH SAFETY CLAMP
GWL1907	SMART[4] CLEAR GLASS
GWL1926	FASTENING PLATE TO PIPE 1M*
GWL1943	1M FLOODLIGHT BRACKET KIT

*NOTE: fastening plate on pipe with diameter 40/60 mm

DESIGN SOLUTION EXAMPLE:

Logistics - Storage Area
Installation on light shield

REFERENCE STANDARD

UNI 12464-1:2011 - Warehouses and Warehouses with shelves	Illumination:	Uniformity:
par. 5.4.1: warehouses, storage areas (continuously occupied)	E med ≥ 200lux	E min / E med ≥ 0,40
par. 5.4.2: handling Zones, Packaging, Shipping	E med ≥ 300lux	E min/E med ≥ 0.60
par. 5.5.2: warehouses with shelves - corridors with staff	E med ≥ 150lux	E min / E med ≥ 0,40



AREA DATA

Project area	Installation height:	Installation type
4.802 m²	6m	On light shield

VALUES OBTAINED

UNI 12464-1:2011 - Warehouses and Warehouses with shelves	Illumination:	Uniformity:
par. 5.4.1: warehouses, storage areas (continuously occupied)	E med = 215lux	E min / E med = 0.60
par. 5.4.1: handling Zones, Packaging, Shipping	E med = 309lux	E min / E med = 0.70
par. 5.5.2: warehouses with shelves - corridors with staff	E med = 151lux	E min / E med = 0.63

INSTALLED PRODUCTS

Code	Description	Quantity
GWS4123BH840	SMART[4] HLO - 1M THROUGH WIRING DALI - 60° LED 840	73
GWS4123BP840	SMART[4] HLO - 1M THROUGH WIRING DALI - 90° LED 840	46

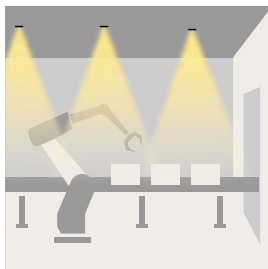


Smart [4] | 2M

HighBay LED lighting for production areas, heavy industry, food, warehouses and indoor sports facilities.

Smart [4] | 2M is an indoor LED device suitable for lighting industries and sports installations that can be installed on the ceiling thanks to the fastening system based on steel cables with carabiner hook, which also allows suspension fastening through a single anchorage point. It is available in the HE (High Efficiency), HLO (High Lumen Output), Emergency and HACCP, ATEX and HT versions for special applications. The body is made of "Halogen-free" nylon loaded with grey glass fibre (RAL7035) with a venting and anti-condensation device, and a heat sink made of aluminium alloy. It is equipped with a dual optical system that includes a metallic reflector with ARRAY optics and a metallic reflector with UV stabilized PC and PMMA lenses, with high efficiency, which allow a wide variety of light distributions 30°, 60°, 90°, Array, Asymmetrical and Elliptical. It is available with three types of Colour Temperature (3,000K/ 4,000K/ 5,700K), Color Rendering Index CRI>80 and two power supply options (ON/OFF or DALI).


APPLICATIONS




Industry



Warehouse



Swimming pool



Foundry


LIGHT BEAM DISTRIBUTION



30°




60°



90°



Array



Asymmetrical

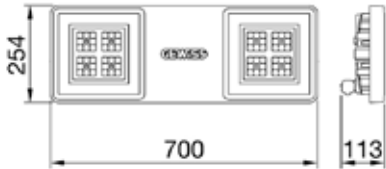


Elliptical

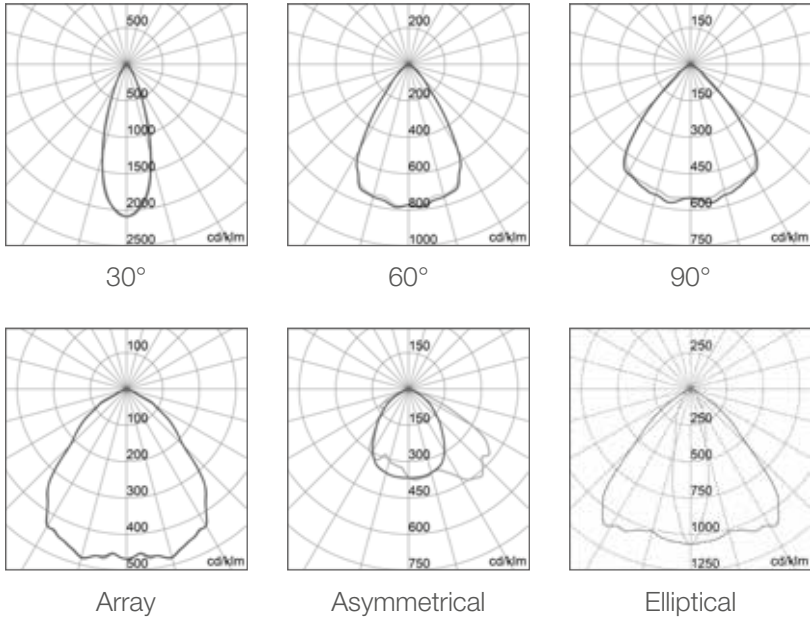




SIZE



PHOTOMETRY



GENERAL INFORMATION

Recommended installation height	≥ 7 m
Colour	Grey RAL7035
Source	LED - not replaceable
Power consumption	Up to 64W
Life span	L90B10 (Tq+25°C) = 70.000 h ON/OFF - 100.000 h DALI L90B10 (Tq+50°C) = 35.000 h ON/OFF - 50.000 h DALI
Weight	6.5Kg
Warranty	5 years
Operating temperature	- 30°C ÷ + 50 °C

OPTIC AND LIGHTING FEATURES

Luminous flux	Up to 19,800lm
Luminous efficiency	Up to 162lm/W
Colour temperature	3,000K - 4,000K - 5,700K
Colour rendering index	CRI>80
Standard deviation colour matching	SDCM = 3
Relamping	Models from 12,300 to 18,000 lm can replace medium power reflectors up to 250W metal iodides.

MATERIALS



Body	PA6 "Halogen Free" loaded fibreglass
Screen	Tempered glass Thickness 4mm
Optical unit	PMMA lenses - Metallic PC reflector
External screws	Stainless steel

INSTALLATION AND MAINTENANCE

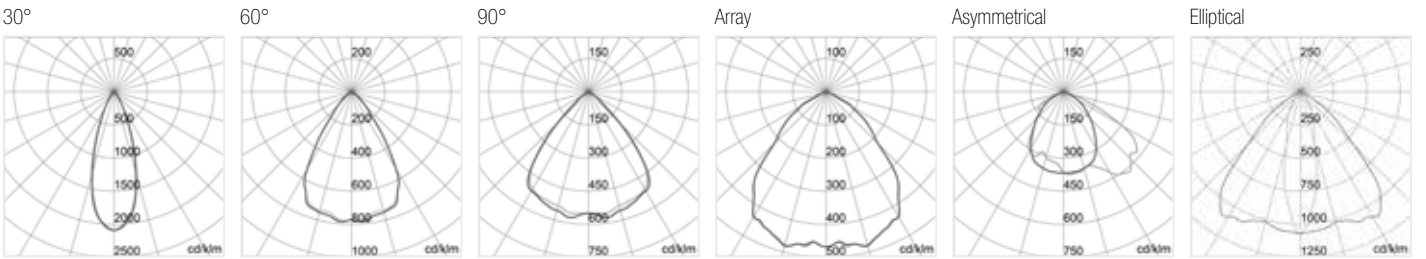
Installation and assembly type	Suspension by means of steel cables with carabiner hook or chain. A ceiling light with spring clip with quick fix hook and lock with safety screw (sold separately). A projection through the Gewiss bracket that allows its orientation by goniometric scale on both sides (sold separately).
Cabling	With a watertight electrical connector equipped with a quick, ergonomic connection system for cables with up to 2.5mm² section and a side safety, lever-driven device. The Through Wiring version is already equipped with pre-wired mechanical and electrical connection components.
Driver box	Integrated
Through wiring	In HE versions continuous installation of up to 33 devices permitted In HLO versions continuous installation of up to 26 devices permitted

ELECTRICAL FEATURES AND LIGHT MANAGEMENT

Power voltage	220÷240V
Rated frequency	50/60 Hz
Power supply	Included
Protection device	6KV RCCB mode/10KV common mode
Control system	ON-OFF / DALI
Cabling	Stand alone - Through wiring
Insulation class	Class I
Emergency	Available versions with integrated Emergency or external kit for UPS



Smart [4] | HE Version



CRI>80 - Stand Alone

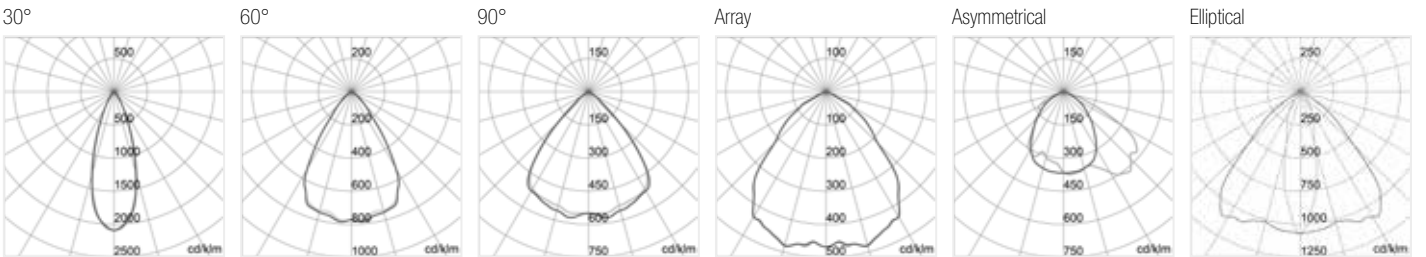
Code	Optics	Luminous flux of the device (lm)	Power consumption (W)	Efficiency (lm/W)	Colour temp. (CCT)	Control System
GWS4220AF830	30°	14,400	95	152	3,000K	On/Off
GWS4220AF840	30°	15,200	95	160	4,000K	On/Off
GWS4220AF857	30°	15,200	95	160	5,700K	On/Off
GWS4221AF830	30°	14,400	95	152	3,000K	DALI
GWS4221AF840	30°	15,200	95	160	4,000K	DALI
GWS4221AF857	30°	15,200	95	160	5,700K	DALI
GWS4220AH830	60°	14,600	95	154	3,000K	On/Off
GWS4220AH840	60°	15,400	95	162	4,000K	On/Off
GWS4220AH857	60°	15,400	95	162	5,700K	On/Off
GWS4221AH830	60°	14,600	95	154	3,000K	DALI
GWS4221AH840	60°	15,400	95	162	4,000K	DALI
GWS4221AH857	60°	15,400	95	162	5,700K	DALI
GWS4220AP830	90°	14,600	95	154	3,000K	On/Off
GWS4220AP840	90°	15,400	95	162	4,000K	On/Off
GWS4220AP857	90°	15,400	95	162	5,700K	On/Off
GWS4221AP830	90°	14,600	95	154	3,000K	DALI
GWS4221AP840	90°	15,400	95	162	4,000K	DALI
GWS4221AP857	90°	15,400	95	162	5,700K	DALI
GWS4220AA830	Array	14,600	95	154	3,000K	On/Off
GWS4220AA840	Array	15,400	95	162	4,000K	On/Off
GWS4220AA857	Array	15,400	95	162	5,700K	On/Off
GWS4221AA830	Array	14,600	95	154	3,000K	DALI
GWS4221AA840	Array	15,400	95	162	4,000K	DALI
GWS4221AA857	Array	15,400	95	162	5,700K	DALI
GWS4220AC830	Asymmetrical	13,000	95	137	3,000K	On/Off
GWS4220AC840	Asymmetrical	13,800	95	145	4,000K	On/Off
GWS4220AC857	Asymmetrical	13,800	95	145	5,700K	On/Off
GWS4221AC830	Asymmetrical	13,000	95	137	3,000K	DALI
GWS4221AC840	Asymmetrical	13,800	95	145	4,000K	DALI
GWS4221AC857	Asymmetrical	13,800	95	145	5,700K	DALI
GWS4220AQ830	Elliptical	13,600	95	143	3,000K	On/Off
GWS4220AQ840	Elliptical	14,200	95	149	4,000K	On/Off
GWS4220AQ857	Elliptical	14,200	95	149	5,700K	On/Off
GWS4221AQ830	Elliptical	13,600	95	143	3,000K	DALI
GWS4221AQ840	Elliptical	14,200	95	149	4,000K	DALI
GWS4221AQ857	Elliptical	14,200	95	149	5,700K	DALI

CRI>80 - Through Wiring

Code	Optics	Luminous flux of the device (lm)	Power consumption (W)	Efficiency (lm/W)	Colour temp. (CCT)	Control System
GWS4222AF830	30°	14,400	95	152	3,000K	On/Off
GWS4222AF840	30°	15,200	95	160	4,000K	On/Off
GWS4222AF857	30°	15,200	95	160	5,700K	On/Off
GWS4223AF830	30°	14,400	95	152	3,000K	DALI
GWS4223AF840	30°	15,200	95	160	4,000K	DALI
GWS4223AF857	30°	15,200	95	160	5,700K	DALI
GWS4222AH830	60°	14,600	95	154	3,000K	On/Off
GWS4222AH840	60°	15,400	95	162	4,000K	On/Off
GWS4222AH857	60°	15,400	95	162	5,700K	On/Off
GWS4223AH830	60°	14,600	95	154	3,000K	DALI
GWS4223AH840	60°	15,400	95	162	4,000K	DALI
GWS4223AH857	60°	15,400	95	162	5,700K	DALI
GWS4222AP830	90°	14,600	95	154	3,000K	On/Off
GWS4222AP840	90°	15,400	95	162	4,000K	On/Off
GWS4222AP857	90°	15,400	95	162	5,700K	On/Off
GWS4223AP830	90°	14,600	95	154	3,000K	DALI
GWS4223AP840	90°	15,400	95	162	4,000K	DALI
GWS4223AP857	90°	15,400	95	162	5,700K	DALI
GWS4222AA830	Array	14,600	95	154	3,000K	On/Off
GWS4222AA840	Array	15,400	95	162	4,000K	On/Off
GWS4222AA857	Array	15,400	95	162	5,700K	On/Off
GWS4223AA830	Array	14,600	95	154	3,000K	DALI
GWS4223AA840	Array	15,400	95	162	4,000K	DALI
GWS4223AA857	Array	15,400	95	162	5,700K	DALI
GWS4222AC830	Asymmetrical	13,000	95	137	3,000K	On/Off
GWS4222AC840	Asymmetrical	13,800	95	145	4,000K	On/Off
GWS4222AC857	Asymmetrical	13,800	95	145	5,700K	On/Off
GWS4223AC830	Asymmetrical	13,000	95	137	3,000K	DALI
GWS4223AC840	Asymmetrical	13,800	95	145	4,000K	DALI
GWS4223AC857	Asymmetrical	13,800	95	145	5,700K	DALI
GWS4222AQ830	Elliptical	13,600	95	143	3,000K	On/Off
GWS4222AQ840	Elliptical	14,200	95	149	4,000K	On/Off
GWS4222AQ857	Elliptical	14,200	95	149	5,700K	On/Off
GWS4223AQ830	Elliptical	13,600	95	143	3,000K	DALI
GWS4223AQ840	Elliptical	14,200	95	149	4,000K	DALI
GWS4223AQ857	Elliptical	14,200	95	149	5,700K	DALI



Smart [4] | HLO Version



CRI>80 - Stand Alone

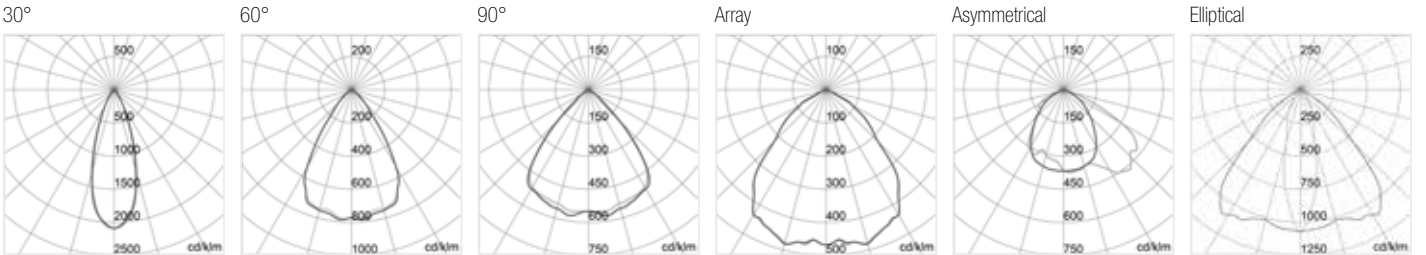
Code	Optics	Luminous flux of the device (lm)	Power consumption (W)	Efficiency (lm/W)	Colour temp. (CCT)	Control System
GWS4220BF830	30°	18,800	125	150	3,000K	On/Off
GWS4220BF840	30°	19,600	125	157	4,000K	On/Off
GWS4220BF857	30°	19,600	125	157	5,700K	On/Off
GWS4221BF830	30°	18,800	125	150	3,000K	DALI
GWS4221BF840	30°	19,600	125	157	4,000K	DALI
GWS4221BF857	30°	19,600	125	157	5,700K	DALI
GWS4220BH830	60°	19,000	125	152	3,000K	On/Off
GWS4220BH840	60°	19,800	125	158	4,000K	On/Off
GWS4220BH857	60°	19,800	125	158	5,700K	On/Off
GWS4221BH830	60°	19,000	125	152	3,000K	DALI
GWS4221BH840	60°	19,800	125	158	4,000K	DALI
GWS4221BH857	60°	19,800	125	158	5,700K	DALI
GWS4220BP830	90°	19,000	125	152	3,000K	On/Off
GWS4220BP840	90°	19,800	125	158	4,000K	On/Off
GWS4220BP857	90°	19,800	125	158	5,700K	On/Off
GWS4221BP830	90°	19,000	125	152	3,000K	DALI
GWS4221BP840	90°	19,800	125	158	4,000K	DALI
GWS4221BP857	90°	19,800	125	158	5,700K	DALI
GWS4220BA830	Array	19,000	125	152	3,000K	On/Off
GWS4220BA840	Array	19,800	125	158	4,000K	On/Off
GWS4220BA857	Array	19,800	125	158	5,700K	On/Off
GWS4221BA830	Array	19,000	125	152	3,000K	DALI
GWS4221BA840	Array	19,800	125	158	4,000K	DALI
GWS4221BA857	Array	19,800	125	158	5,700K	DALI
GWS4220BC830	Asymmetrical	17,000	125	136	3,000K	On/Off
GWS4220BC840	Asymmetrical	17,800	125	142	4,000K	On/Off
GWS4220BC857	Asymmetrical	17,800	125	142	5,700K	On/Off
GWS4221BC830	Asymmetrical	17,000	125	136	3,000K	DALI
GWS4221BC840	Asymmetrical	17,800	125	142	4,000K	DALI
GWS4221BC857	Asymmetrical	17,800	125	142	5,700K	DALI
GWS4220BQ830	Elliptical	17,600	125	141	3,000K	On/Off
GWS4220BQ840	Elliptical	18,400	125	147	4,000K	On/Off
GWS4220BQ857	Elliptical	18,400	125	147	5,700K	On/Off
GWS4221BQ830	Elliptical	17,600	125	141	3,000K	DALI
GWS4221BQ840	Elliptical	18,400	125	147	4,000K	DALI
GWS4221BQ857	Elliptical	18,400	125	147	5,700K	DALI

CRI>80 - Through Wiring

Code	Optics	Luminous flux of the device (lm)	Power consumption (W)	Efficiency (lm/W)	Colour temp. (CCT)	Control System
GWS4222BF830	30°	18,800	125	150	3,000K	On/Off
GWS4222BF840	30°	19,600	125	157	4,000K	On/Off
GWS4222BF857	30°	19,600	125	157	5,700K	On/Off
GWS4223BF830	30°	18,800	125	150	3,000K	DALI
GWS4223BF840	30°	19,600	125	157	4,000K	DALI
GWS4223BF857	30°	19,600	125	157	5,700K	DALI
GWS4222BH830	60°	19,000	125	152	3,000K	On/Off
GWS4222BH840	60°	19,800	125	158	4,000K	On/Off
GWS4222BH857	60°	19,800	125	158	5,700K	On/Off
GWS4223BH830	60°	19,000	125	152	3,000K	DALI
GWS4223BH840	60°	19,800	125	158	4,000K	DALI
GWS4223BH857	60°	19,800	125	158	5,700K	DALI
GWS4222BP830	90°	19,000	125	152	3,000K	On/Off
GWS4222BP840	90°	19,800	125	158	4,000K	On/Off
GWS4222BP857	90°	19,800	125	158	5,700K	On/Off
GWS4223BP830	90°	19,000	125	152	3,000K	DALI
GWS4223BP840	90°	19,800	125	158	4,000K	DALI
GWS4223BP857	90°	19,800	125	158	5,700K	DALI
GWS4222BA830	Array	19,000	125	152	3,000K	On/Off
GWS4222BA840	Array	19,800	125	158	4,000K	On/Off
GWS4222BA857	Array	19,800	125	158	5,700K	On/Off
GWS4223BA830	Array	19,000	125	152	3,000K	DALI
GWS4223BA840	Array	19,800	125	158	4,000K	DALI
GWS4223BA857	Array	19,800	125	158	5,700K	DALI
GWS4222BC830	Asymmetrical	17,000	125	136	3,000K	On/Off
GWS4222BC840	Asymmetrical	17,800	125	142	4,000K	On/Off
GWS4222BC857	Asymmetrical	17,800	125	142	5,700K	On/Off
GWS4223BC830	Asymmetrical	17,000	125	136	3,000K	DALI
GWS4223BC840	Asymmetrical	17,800	125	142	4,000K	DALI
GWS4223BC857	Asymmetrical	17,800	125	142	5,700K	DALI
GWS4222BQ830	Elliptical	17,600	125	141	3,000K	On/Off
GWS4222BQ840	Elliptical	18,400	125	147	4,000K	On/Off
GWS4222BQ857	Elliptical	18,400	125	147	5,700K	On/Off
GWS4223BQ830	Elliptical	17,600	125	141	3,000K	DALI
GWS4223BQ840	Elliptical	18,400	125	147	4,000K	DALI
GWS4223BQ857	Elliptical	18,400	125	147	5,700K	DALI



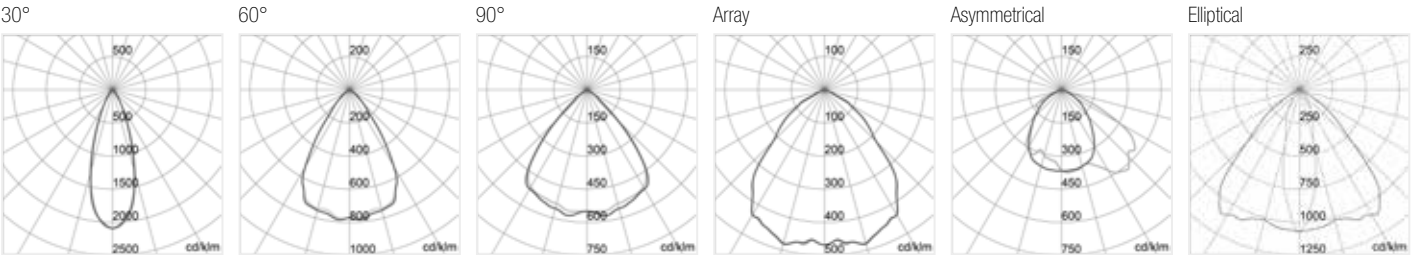
Smart [4] | Emergency Version



CRI>80 - Emergency

Code	Optics	Luminous flux of the device (lm)	Power consumption (W)	Efficiency (lm/W)	Colour temp. (CCT)	Emergency Luminous flux (lm)
GWS4224AF830	30°	14,400	95	152	3,000K	810
GWS4224AF840	30°	15,200	95	160	4,000K	850
GWS4224AF857	30°	15,200	95	160	5,700K	850
GWS4224BF830	30°	18,800	125	150	3,000K	810
GWS4224BF840	30°	19,600	125	157	4,000K	850
GWS4224BF857	30°	19,600	125	157	5,700K	850
GWS4224AH830	60°	14,600	95	154	3,000K	810
GWS4224AH840	60°	15,400	95	162	4,000K	850
GWS4224AH857	60°	15,400	95	162	5,700K	850
GWS4224BH830	60°	19,000	125	152	3,000K	810
GWS4224BH840	60°	19,800	125	158	4,000K	850
GWS4224BH857	60°	19,800	125	158	5,700K	850
GWS4224AP830	90°	14,600	95	154	3,000K	810
GWS4224AP840	90°	15,400	95	162	4,000K	850
GWS4224AP857	90°	15,400	95	162	5,700K	850
GWS4224BP830	90°	19,000	125	152	3,000K	810
GWS4224BP840	90°	19,800	125	158	4,000K	850
GWS4224BP857	90°	19,800	125	158	5,700K	850
GWS4224AA830	Array	14,600	95	154	3,000K	810
GWS4224AA840	Array	15,400	95	162	4,000K	850
GWS4224AA857	Array	15,400	95	162	5,700K	850
GWS4224BA830	Array	19,000	125	152	3,000K	810
GWS4224BA840	Array	19,800	125	158	4,000K	850
GWS4224BA857	Array	19,800	125	158	5,700K	850
GWS4224AC830	Asymmetrical	13,000	95	137	3,000K	710
GWS4224AC840	Asymmetrical	13,800	95	145	4,000K	750
GWS4224AC857	Asymmetrical	13,800	95	145	5,700K	750
GWS4224BC830	Asymmetrical	17,000	125	136	3,000K	710
GWS4224BC840	Asymmetrical	17,800	125	142	4,000K	750
GWS4224BC857	Asymmetrical	17,800	125	142	5,700K	750
GWS4224AQ830	Elliptical	13,600	95	143	3,000K	710
GWS4224AQ840	Elliptical	14,200	95	149	4,000K	750
GWS4224AQ857	Elliptical	14,200	95	149	5,700K	750
GWS4224BQ830	Elliptical	17,600	125	141	3,000K	710
GWS4224BQ840	Elliptical	18,400	125	147	4,000K	750
GWS4224BQ857	Elliptical	18,400	125	147	5,700K	750

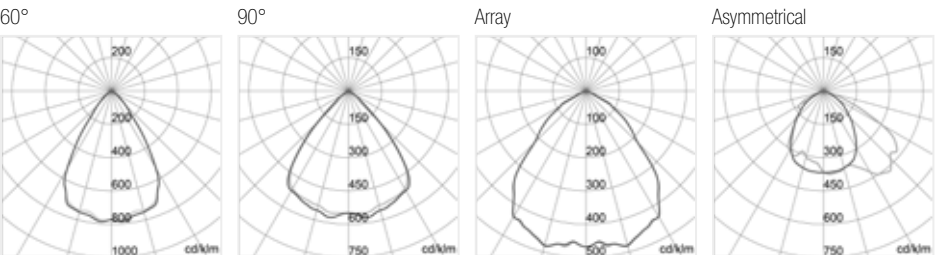
Smart [4] | HACCP Version



CRI>80 - Stand Alone

Code	Optics	Luminous flux of the device (lm)	Power consumption (W)	Efficiency (lm/W)	Colour temp. (CCT)	Control System
GWS4220HF840	30°	19,600	125	157	4,000K	On/Off
GWS4220HF857	30°	19,600	125	157	5,700K	On/Off
GWS4221HF840	30°	19,600	125	157	4,000K	DALI
GWS4221HF857	30°	19,600	125	157	5,700K	DALI
GWS4220HH840	60°	19,800	125	158	4,000K	On/Off
GWS4220HH857	60°	19,800	125	158	5,700K	On/Off
GWS4221HH840	60°	19,800	125	158	4,000K	DALI
GWS4221HH857	60°	19,800	125	158	5,700K	DALI
GWS4220HP840	90°	19,800	125	158	4,000K	On/Off
GWS4220HP857	90°	19,800	125	158	5,700K	On/Off
GWS4221HP840	90°	19,800	125	158	4,000K	DALI
GWS4221HP857	90°	19,800	125	158	5,700K	DALI
GWS4220HA840	Array	19,800	125	158	4,000K	On/Off
GWS4220HA857	Array	19,800	125	158	5,700K	On/Off
GWS4221HA840	Array	19,800	125	158	4,000K	DALI
GWS4221HA857	Array	19,800	125	158	5,700K	DALI
GWS4220HC840	Asymmetrical	17,800	125	142	4,000K	On/Off
GWS4220HC857	Asymmetrical	17,800	125	142	5,700K	On/Off
GWS4221HC840	Asymmetrical	17,800	125	142	4,000K	DALI
GWS4221HC857	Asymmetrical	17,800	125	142	5,700K	DALI
GWS4220HQ840	Elliptical	18,400	125	147	4,000K	On/Off
GWS4220HQ857	Elliptical	18,400	125	147	5,700K	On/Off
GWS4221HQ840	Elliptical	18,400	125	147	4,000K	DALI
GWS4221HQ857	Elliptical	18,400	125	147	5,700K	DALI

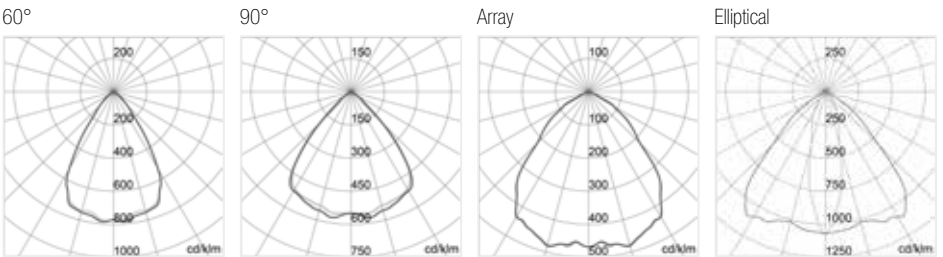
Smart [4] | Atex Version



CRI>80 - Stand Alone

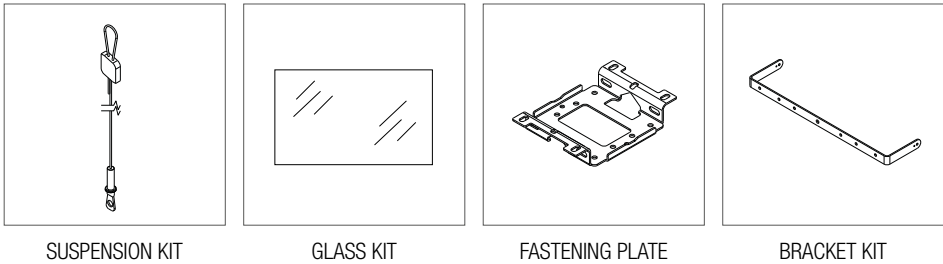
Code	Optics	Luminous flux of the device (lm)	Power consumption (W)	Efficiency (lm/W)	Colour temp. (CCT)	Control System
GWS4220FH840	60°	19,800	127	156	4,000K	On/Off
GWS4220FH857	60°	19,800	127	156	5,700K	On/Off
GWS4220FP840	90°	19,800	127	156	4,000K	On/Off
GWS4220FP857	90°	19,800	127	156	5,700K	On/Off
GWS4220FA840	Array	19,800	127	156	4,000K	On/Off
GWS4220FA857	Array	19,800	127	156	5,700K	On/Off
GWS4220FC840	Asymmetrical	17,800	127	140	4,000K	On/Off
GWS4220FC857	Asymmetrical	17,800	127	140	5,700K	On/Off

Smart [4] | HT Version



CRI>80 - Stand Alone

Code	Optics	Luminous flux of the device (lm)	Power consumption (W)	Efficiency (lm/W)	Colour temp. (CCT)	Control System
GWS4220CA840	60°	15,400	95	162	4,000K	On/Off
GWS4220CA857	60°	15,400	95	162	5,700K	On/Off
GWS4220CH840	90°	15,400	95	162	4,000K	On/Off
GWS4220CH857	90°	15,400	95	162	5,700K	On/Off
GWS4220CP840	Array	15,400	95	162	4,000K	On/Off
GWS4220CP857	Array	15,400	95	162	5,700K	On/Off
GWS4220CQ840	Elliptical	14,200	95	149	4,000K	On/Off
GWS4220CQ857	Elliptical	14,200	95	149	5,700K	On/Off



ACCESSORIES

Code	Description
GWL1901	KIT OF ADJUSTABLE SUSPENSION CABLES WITH SAFETY CLAMP
GWL1907	SMART[4] CLEAR GLASS
GWL1927	WALL/CEILING-MOUNTING KIT 2M
GWL1930	FASTENING PLATE TO PIPE 2M*
GWL1944	2M FLOODLIGHT BRACKET KIT

*NOTE: fastening plate on pipe with diameter 40/60 mm

DESIGN SOLUTION EXAMPLE:

Volleyball Gymnasium
Installation on beams

REFERENCE STANDARD

UNI 12193:2018 - Indoor Sport: Volleyball Class III	Illumination:	Uniformity:
Perpendicular Field Illumination	E med ≥ 200lux	E min / E med ≥ 0.50



AREA DATA

Project area	Installation height:	Installation type
24m x 15m (play area)	8.5 m	On beams

VALUES OBTAINED

UNI 12193:2018 - Indoor Sport: Volleyball Class III	Illumination:	Uniformity:
Perpendicular Field Illumination	E med = 206lux	E min / E med = 0.90

INSTALLED PRODUCTS


Code	Description	Quantity
GWS4220BC840	SMART[4] HLO - 2M STAND ALONE ON/OFF - ASIM. 840 LED	16



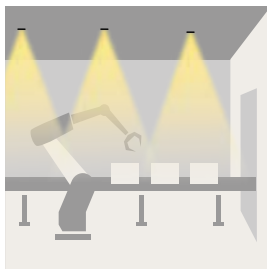
Smart [4] | 4M

HighBay LED lighting in production areas, heavy industry and indoor sports facilities.


Smart [4] | 4M is an indoor led appliance suitable for lighting industries and large sports facilities. It can be installed on the ceiling thanks to the fastening system based on steel cables with carabiner hook, which also allows suspension fastening through a single anchorage point. It is available in the HE (High Efficiency), HLO (High Lumen Output), Emergency and HACCP and HT versions for special applications. The body is made of “Halogen-free” nylon loaded with grey glass fibre (RAL7035) with a venting and anti-condensation device, and a heat sink made of aluminium alloy. It is equipped with a dual optical system that includes a metallic reflector with ARRAY optics and a metallic reflector with UV stabilized PC and PMMA lenses, with high efficiency, which allow a wide variety of light distributions 30°, 60°, 90°, Aray, Asymmetrical and Elliptical. It is available with three types of Colour Temperature (3,000K/ 4,000K/ 5,700K), Color Rendering Index CRI>80 and two power supply options (ON/OFF or DALI).



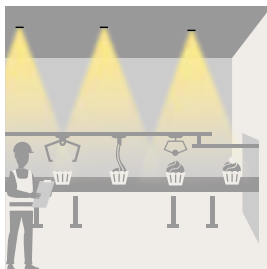
Swimming pool



Industry



Foundry



Food industry


LIGHT BEAM DISTRIBUTION



30°




60°



90°



Array




Asymmetrical



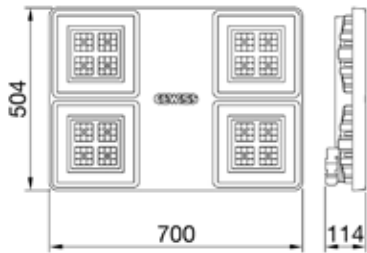
Elliptical

-
- IK 08
- IP 66
-
- 5 YEARS
- DIN 18032-3
- HACCP
-
- HT
-

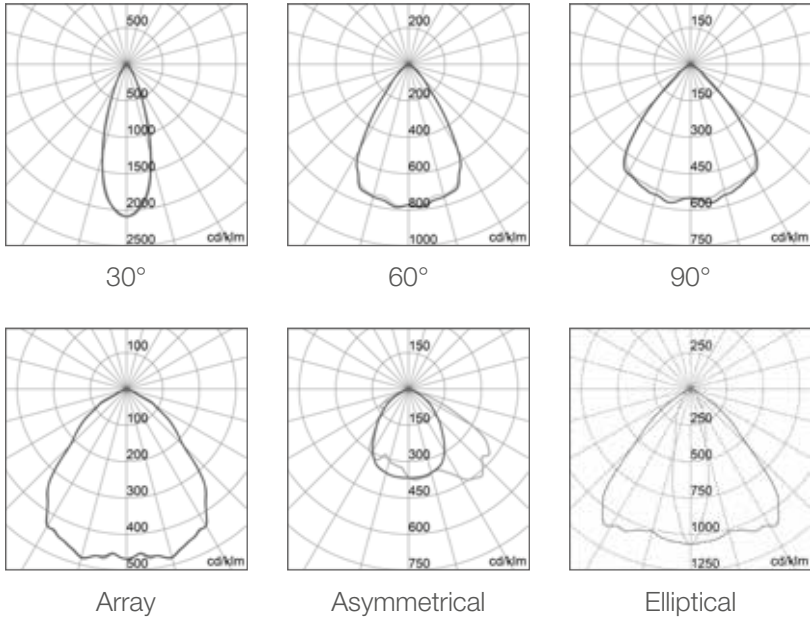




SIZE



PHOTOMETRY



GENERAL INFORMATION

Recommended installation height	≥ 9 m
Colour	Grey RAL7035
Source	LED - not replaceable
Power consumption	Up to 253W
Life span	L90B10 (Tq+25°C) = 70.000 h ON/OFF - 100.000 h DALI L90B10 (Tq+50°C) = 35.000 h ON/OFF - 50.000 h DALI
Weight	13.5Kg
Warranty	5 years
Operating temperature	- 30°C ÷ + 50 °C

OPTIC AND LIGHTING FEATURES

Luminous flux	Up to 39,600lm
Luminous efficiency	Up to 163lm/W
Colour temperature	3,000K - 4,000K - 5,700K
Colour rendering index	CRI>80
Standard deviation colour matching	SDCM = 3
Relamping	Models from 25,100 to 36,400 lm can replace high power industrial reflectors up to 400W metal iodides.

MATERIALS



Body	PA6 "Halogen Free" loaded fibreglass
Screen	Tempered glass Thickness 4mm
Optical unit	PMMA lenses - Metallic PC reflector
External screws	Stainless steel

INSTALLATION AND MAINTENANCE

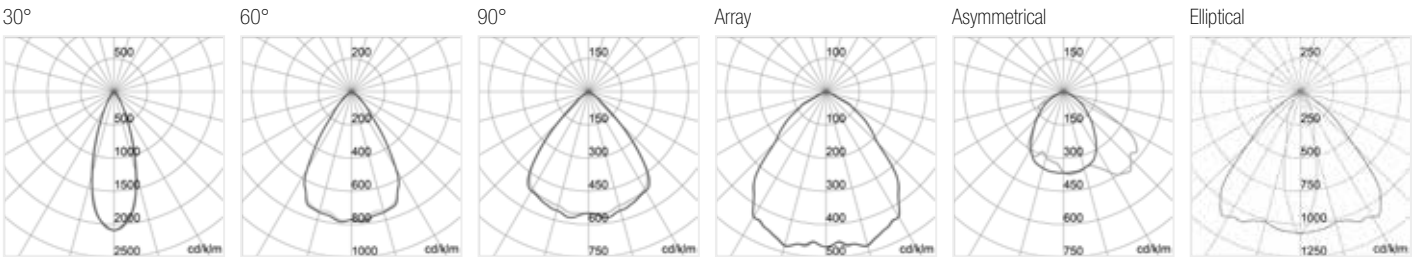
Installation and assembly type	Suspension by means of steel cables with carabiner hook or chain. A ceiling light with spring clip with quick fix hook and lock with safety screw (sold separately). A projection through the Gewiss bracket that allows its orientation by goniometric scale on both sides (sold separately).
Cabling	With a watertight electrical connector equipped with a quick, ergonomic connection system for cables with up to 2.5mm² section and a side safety, lever-driven device. The Through Wiring version is already equipped with pre-wired mechanical and electrical connection components.
Driver box	Integrated
Through wiring	In HE versions continuous installation of up to 16 devices is allowed In HLO versions continuous installation of up to 13 devices is allowed

ELECTRICAL FEATURES AND LIGHT MANAGEMENT

Power voltage	220÷240V
Rated frequency	50/60 Hz
Power supply	Included
Protection device	6KV RCCB mode/10KV common mode
Control system	ON-OFF / DALI
Cabling	Stand alone - Through wiring
Insulation class	Class I
Emergency	Available versions with integrated Emergency or external kit for UPS



Smart [4] | HE Version



CRI>80 - Stand Alone

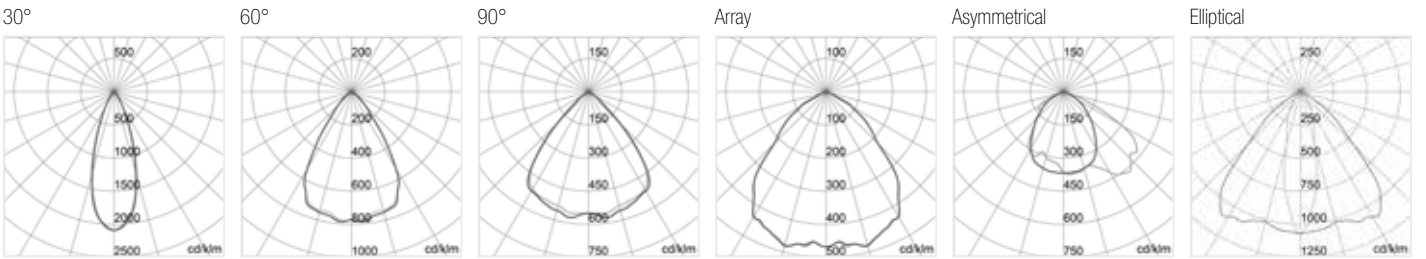
Code	Optics	Luminous flux of the device (lm)	Power consumption (W)	Efficiency (lm/W)	Colour temp. (CCT)	Control System
GWS4420AF830	30°	28,800	189	152	3,000K	On/Off
GWS4420AF840	30°	30,400	189	161	4,000K	On/Off
GWS4420AF857	30°	30,400	189	161	5,700K	On/Off
GWS4421AF830	30°	28,800	189	152	3,000K	DALI
GWS4421AF840	30°	30,400	189	161	4,000K	DALI
GWS4421AF857	30°	30,400	189	161	5,700K	DALI
GWS4420AH830	60°	29,200	189	154	3,000K	On/Off
GWS4420AH840	60°	30,800	189	163	4,000K	On/Off
GWS4420AH857	60°	30,800	189	163	5,700K	On/Off
GWS4421AH830	60°	29,200	189	154	3,000K	DALI
GWS4421AH840	60°	30,800	189	163	4,000K	DALI
GWS4421AH857	60°	30,800	189	163	5,700K	DALI
GWS4420AP830	90°	29,200	189	154	3,000K	On/Off
GWS4420AP840	90°	30,800	189	163	4,000K	On/Off
GWS4420AP857	90°	30,800	189	163	5,700K	On/Off
GWS4421AP830	90°	29,200	189	154	3,000K	DALI
GWS4421AP840	90°	30,800	189	163	4,000K	DALI
GWS4421AP857	90°	30,800	189	163	5,700K	DALI
GWS4420AA830	Array	29,200	189	154	3,000K	On/Off
GWS4420AA840	Array	30,800	189	163	4,000K	On/Off
GWS4420AA857	Array	30,800	189	163	5,700K	On/Off
GWS4421AA830	Array	29,200	189	154	3,000K	DALI
GWS4421AA840	Array	30,800	189	163	4,000K	DALI
GWS4421AA857	Array	30,800	189	163	5,700K	DALI
GWS4420AC830	Asymmetrical	26,000	189	138	3,000K	On/Off
GWS4420AC840	Asymmetrical	27,600	189	146	4,000K	On/Off
GWS4420AC857	Asymmetrical	27,600	189	146	5,700K	On/Off
GWS4421AC830	Asymmetrical	26,000	189	138	3,000K	DALI
GWS4421AC840	Asymmetrical	27,600	189	146	4,000K	DALI
GWS4421AC857	Asymmetrical	27,600	189	146	5,700K	DALI
GWS4420AQ830	Elliptical	27,200	189	144	3,000K	On/Off
GWS4420AQ840	Elliptical	28,400	189	150	4,000K	On/Off
GWS4420AQ857	Elliptical	28,400	189	150	5,700K	On/Off
GWS4421AQ830	Elliptical	27,200	189	144	3,000K	DALI
GWS4421AQ840	Elliptical	28,400	189	150	4,000K	DALI
GWS4421AQ857	Elliptical	28,400	189	150	5,700K	DALI

CRI>80 - Through Wiring

Code	Optics	Luminous flux of the device (lm)	Power consumption (W)	Efficiency (lm/W)	Colour temp. (CCT)	Control System
GWS4422AF830	30°	28,800	189	152	3,000K	On/Off
GWS4422AF840	30°	30,400	189	161	4,000K	On/Off
GWS4422AF857	30°	30,400	189	161	5,700K	On/Off
GWS4423AF830	30°	28,800	189	152	3,000K	DALI
GWS4423AF840	30°	30,400	189	161	4,000K	DALI
GWS4423AF857	30°	30,400	189	161	5,700K	DALI
GWS4422AH830	60°	29,200	189	154	3,000K	On/Off
GWS4422AH840	60°	30,800	189	163	4,000K	On/Off
GWS4422AH857	60°	30,800	189	163	5,700K	On/Off
GWS4423AH830	60°	29,200	189	154	3,000K	DALI
GWS4423AH840	60°	30,800	189	163	4,000K	DALI
GWS4423AH857	60°	30,800	189	163	5,700K	DALI
GWS4422AP830	90°	29,200	189	154	3,000K	On/Off
GWS4422AP840	90°	30,800	189	163	4,000K	On/Off
GWS4422AP857	90°	30,800	189	163	5,700K	On/Off
GWS4423AP830	90°	29,200	189	154	3,000K	DALI
GWS4423AP840	90°	30,800	189	163	4,000K	DALI
GWS4423AP857	90°	30,800	189	163	5,700K	DALI
GWS4422AA830	Array	29,200	189	154	3,000K	On/Off
GWS4422AA840	Array	30,800	189	163	4,000K	On/Off
GWS4422AA857	Array	30,800	189	163	5,700K	On/Off
GWS4423AA830	Array	29,200	189	154	3,000K	DALI
GWS4423AA840	Array	30,800	189	163	4,000K	DALI
GWS4423AA857	Array	30,800	189	163	5,700K	DALI
GWS4422AC830	Asymmetrical	26,000	189	138	3,000K	On/Off
GWS4422AC840	Asymmetrical	27,600	189	146	4,000K	On/Off
GWS4422AC857	Asymmetrical	27,600	189	146	5,700K	On/Off
GWS4423AC830	Asymmetrical	26,000	189	138	3,000K	DALI
GWS4423AC840	Asymmetrical	27,600	189	146	4,000K	DALI
GWS4423AC857	Asymmetrical	27,600	189	146	5,700K	DALI
GWS4422AQ830	Elliptical	27,200	189	144	3,000K	On/Off
GWS4422AQ840	Elliptical	28,400	189	150	4,000K	On/Off
GWS4422AQ857	Elliptical	28,400	189	150	5,700K	On/Off
GWS4423AQ830	Elliptical	27,200	189	144	3,000K	DALI
GWS4423AQ840	Elliptical	28,400	189	150	4,000K	DALI
GWS4423AQ857	Elliptical	28,400	189	150	5,700K	DALI



Smart [4] | HLO Version



CRI>80 - Stand Alone

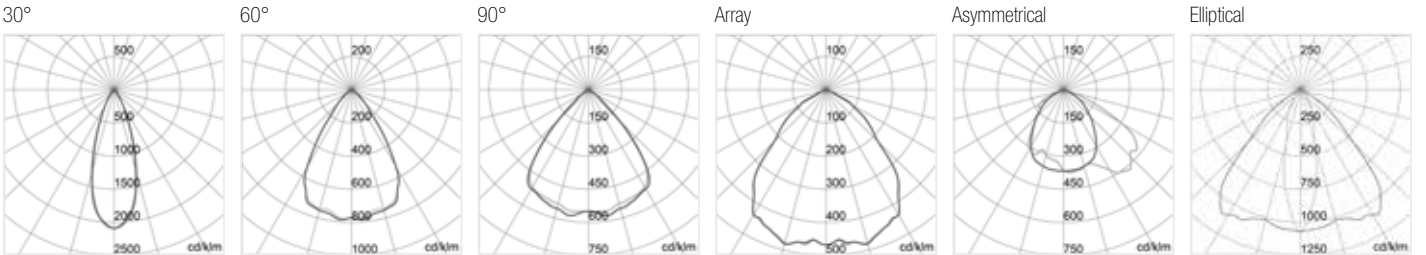
Code	Optics	Luminous flux of the device (lm)	Power consumption (W)	Efficiency (lm/W)	Colour temp. (CCT)	Control System
GWS4420BF830	30°	37,600	253	149	3,000K	On/Off
GWS4420BF840	30°	39,200	253	155	4,000K	On/Off
GWS4420BF857	30°	39,200	253	155	5,700K	On/Off
GWS4421BF830	30°	37,600	253	149	3,000K	DALI
GWS4421BF840	30°	39,200	253	155	4,000K	DALI
GWS4421BF857	30°	39,200	253	155	5,700K	DALI
GWS4420BH830	60°	38,000	253	150	3,000K	On/Off
GWS4420BH840	60°	39,600	253	157	4,000K	On/Off
GWS4420BH857	60°	39,600	253	157	5,700K	On/Off
GWS4421BH830	60°	38,000	253	150	3,000K	DALI
GWS4421BH840	60°	39,600	253	157	4,000K	DALI
GWS4421BH857	60°	39,600	253	157	5,700K	DALI
GWS4420BP830	90°	38,000	253	150	3,000K	On/Off
GWS4420BP840	90°	39,600	253	157	4,000K	On/Off
GWS4420BP857	90°	39,600	253	157	5,700K	On/Off
GWS4421BP830	90°	38,000	253	150	3,000K	DALI
GWS4421BP840	90°	39,600	253	157	4,000K	DALI
GWS4421BP857	90°	39,600	253	157	5,700K	DALI
GWS4420BA830	Array	38,000	253	150	3,000K	On/Off
GWS4420BA840	Array	39,600	253	157	4,000K	On/Off
GWS4420BA857	Array	39,600	253	157	5,700K	On/Off
GWS4421BA830	Array	38,000	253	150	3,000K	DALI
GWS4421BA840	Array	39,600	253	157	4,000K	DALI
GWS4421BA857	Array	39,600	253	157	5,700K	DALI
GWS4420BC830	Asymmetrical	34,000	253	134	3,000K	On/Off
GWS4420BC840	Asymmetrical	35,600	253	141	4,000K	On/Off
GWS4420BC857	Asymmetrical	35,600	253	141	5,700K	On/Off
GWS4421BC830	Asymmetrical	34,000	253	134	3,000K	DALI
GWS4421BC840	Asymmetrical	35,600	253	141	4,000K	DALI
GWS4421BC857	Asymmetrical	35,600	253	141	5,700K	DALI
GWS4420BQ830	Elliptical	35,200	253	139	3,000K	On/Off
GWS4420BQ840	Elliptical	36,800	253	145	4,000K	On/Off
GWS4420BQ857	Elliptical	36,800	253	145	5,700K	On/Off
GWS4421BQ830	Elliptical	35,200	253	139	3,000K	DALI
GWS4421BQ840	Elliptical	36,800	253	145	4,000K	DALI
GWS4421BQ857	Elliptical	36,800	253	145	5,700K	DALI

CRI>80 - Through Wiring

Code	Optics	Luminous flux of the device (lm)	Power consumption (W)	Efficiency (lm/W)	Colour temp. (CCT)	Control System
GWS4422BF830	30°	37,600	253	149	3,000K	On/Off
GWS4422BF840	30°	39,200	253	155	4,000K	On/Off
GWS4422BF857	30°	39,200	253	155	5,700K	On/Off
GWS4423BF830	30°	37,600	253	149	3,000K	DALI
GWS4423BF840	30°	39,200	253	155	4,000K	DALI
GWS4423BF857	30°	39,200	253	155	5,700K	DALI
GWS4422BH830	60°	38,000	253	150	3,000K	On/Off
GWS4422BH840	60°	39,600	253	157	4,000K	On/Off
GWS4422BH857	60°	39,600	253	157	5,700K	On/Off
GWS4423BH830	60°	38,000	253	150	3,000K	DALI
GWS4423BH840	60°	39,600	253	157	4,000K	DALI
GWS4423BH857	60°	39,600	253	157	5,700K	DALI
GWS4422BP830	90°	38,000	253	150	3,000K	On/Off
GWS4422BP840	90°	39,600	253	157	4,000K	On/Off
GWS4422BP857	90°	39,600	253	157	5,700K	On/Off
GWS4423BP830	90°	38,000	253	150	3,000K	DALI
GWS4423BP840	90°	39,600	253	157	4,000K	DALI
GWS4423BP857	90°	39,600	253	157	5,700K	DALI
GWS4422BA830	Array	38,000	253	150	3,000K	On/Off
GWS4422BA840	Array	39,600	253	157	4,000K	On/Off
GWS4422BA857	Array	39,600	253	157	5,700K	On/Off
GWS4423BA830	Array	38,000	253	150	3,000K	DALI
GWS4423BA840	Array	39,600	253	157	4,000K	DALI
GWS4423BA857	Array	39,600	253	157	5,700K	DALI
GWS4422BC830	Asymmetrical	34,000	253	134	3,000K	On/Off
GWS4422BC840	Asymmetrical	35,600	253	141	4,000K	On/Off
GWS4422BC857	Asymmetrical	35,600	253	141	5,700K	On/Off
GWS4423BC830	Asymmetrical	34,000	253	134	3,000K	DALI
GWS4423BC840	Asymmetrical	35,600	253	141	4,000K	DALI
GWS4423BC857	Asymmetrical	35,600	253	141	5,700K	DALI
GWS4422BQ830	Elliptical	35,200	253	139	3,000K	On/Off
GWS4422BQ840	Elliptical	36,800	253	145	4,000K	On/Off
GWS4422BQ857	Elliptical	36,800	253	145	5,700K	On/Off
GWS4423BQ830	Elliptical	35,200	253	139	3,000K	DALI
GWS4423BQ840	Elliptical	36,800	253	145	4,000K	DALI
GWS4423BQ857	Elliptical	36,800	253	145	5,700K	DALI



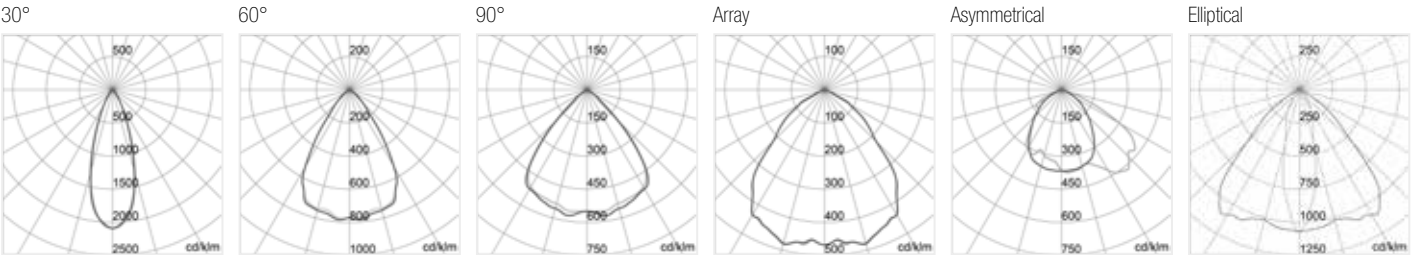
Smart [4] | Emergency Version



CRI>80 - Emergency

Code	Optics	Luminous flux of the device (lm)	Power consumption (W)	Efficiency (lm/W)	Colour temp. (CCT)	Emergency Luminous flux (lm)
GWS4424AF830	30°	28,800	189	152	3,000K	810
GWS4424AF840	30°	30,400	189	161	4,000K	850
GWS4424AF857	30°	30,400	189	161	5,700K	850
GWS4424BF830	30°	37,600	253	149	3,000K	810
GWS4424BF840	30°	39,200	253	155	4,000K	850
GWS4424BF857	30°	39,200	253	155	5,700K	850
GWS4424AH830	60°	29,200	189	154	3,000K	810
GWS4424AH840	60°	30,800	189	163	4,000K	850
GWS4424AH857	60°	30,800	189	163	5,700K	850
GWS4424BH830	60°	38,000	253	150	3,000K	810
GWS4424BH840	60°	39,600	253	157	4,000K	850
GWS4424BH857	60°	39,600	253	157	5,700K	850
GWS4424AP830	90°	29,200	189	154	3,000K	810
GWS4424AP840	90°	30,800	189	163	4,000K	850
GWS4424AP857	90°	30,800	189	163	5,700K	850
GWS4424BP830	90°	38,000	253	150	3,000K	810
GWS4424BP840	90°	39,600	253	157	4,000K	850
GWS4424BP857	90°	39,600	253	157	5,700K	850
GWS4424AA830	Array	29,200	189	154	3,000K	810
GWS4424AA840	Array	30,800	189	163	4,000K	850
GWS4424AA857	Array	30,800	189	163	5,700K	850
GWS4424BA830	Array	38,000	253	150	3,000K	810
GWS4424BA840	Array	39,600	253	157	4,000K	850
GWS4424BA857	Array	39,600	253	157	5,700K	850
GWS4424AC830	Asymmetrical	26,000	189	138	3,000K	710
GWS4424AC840	Asymmetrical	27,600	189	146	4,000K	750
GWS4424AC857	Asymmetrical	27,600	189	146	5,700K	750
GWS4424BC830	Asymmetrical	34,000	253	134	3,000K	710
GWS4424BC840	Asymmetrical	35,600	253	141	4,000K	750
GWS4424BC857	Asymmetrical	35,600	253	141	5,700K	750
GWS4424AQ830	Elliptical	27,200	189	144	3,000K	710
GWS4424AQ840	Elliptical	28,400	189	150	4,000K	750
GWS4424AQ857	Elliptical	28,400	189	150	5,700K	750
GWS4424BQ830	Elliptical	35,200	253	139	3,000K	710
GWS4424BQ840	Elliptical	36,800	253	145	4,000K	750
GWS4424BQ857	Elliptical	36,800	253	145	5,700K	750

Smart [4] | HACCP Version

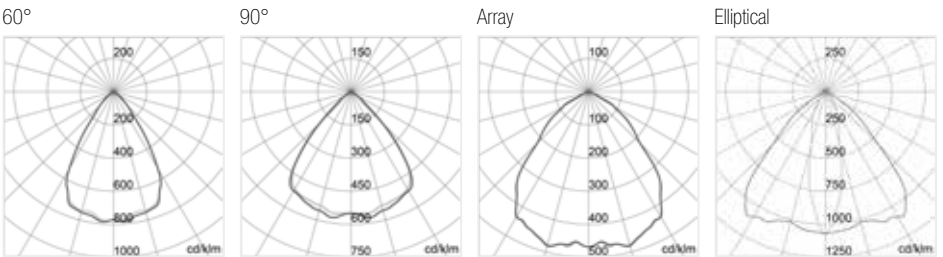


CRI>80 - Stand Alone

Code	Optics	Luminous flux of the device (lm)	Power consumption (W)	Efficiency (lm/W)	Colour temp. (CCT)	Control System
GWS4420HF840	30°	39,200	253	155	4,000K	On/Off
GWS4420HF857	30°	39,200	253	155	5,700K	On/Off
GWS4421HF840	30°	39,200	253	155	4,000K	DALI
GWS4421HF857	30°	39,200	253	155	5,700K	DALI
GWS4420HH840	60°	39,600	253	157	4,000K	On/Off
GWS4420HH857	60°	39,600	253	157	5,700K	On/Off
GWS4421HH840	60°	39,600	253	157	4,000K	DALI
GWS4421HH857	60°	39,600	253	157	5,700K	DALI
GWS4420HP840	90°	39,600	253	157	4,000K	On/Off
GWS4420HP857	90°	39,600	253	157	5,700K	On/Off
GWS4421HP840	90°	39,600	253	157	4,000K	DALI
GWS4421HP857	90°	39,600	253	157	5,700K	DALI
GWS4420HA840	Array	39,600	253	157	4,000K	On/Off
GWS4420HA857	Array	39,600	253	157	5,700K	On/Off
GWS4421HA840	Array	39,600	253	157	4,000K	DALI
GWS4421HA857	Array	39,600	253	157	5,700K	DALI
GWS4420HC840	Asymmetrical	35,600	253	141	4,000K	On/Off
GWS4420HC857	Asymmetrical	35,600	253	141	5,700K	On/Off
GWS4421HC840	Asymmetrical	35,600	253	141	4,000K	DALI
GWS4421HC857	Asymmetrical	35,600	253	141	5,700K	DALI
GWS4420HQ840	Elliptical	36,800	253	145	4,000K	On/Off
GWS4420HQ857	Elliptical	36,800	253	145	5,700K	On/Off
GWS4421HQ840	Elliptical	36,800	253	145	4,000K	DALI
GWS4421HQ857	Elliptical	36,800	253	145	5,700K	DALI

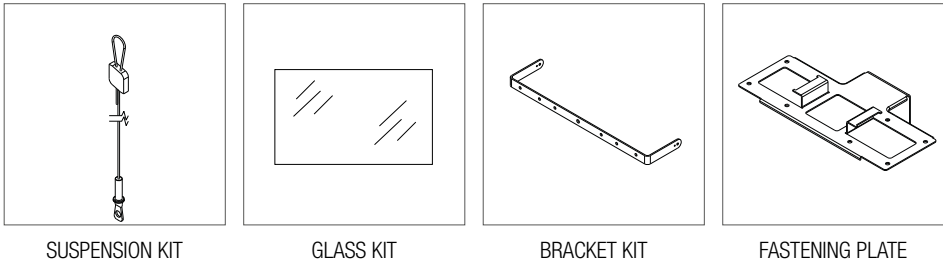


Smart [4] | HT Version



CRI>80 - Stand Alone

Code	Optics	Luminous flux of the device (lm)	Power consumption (W)	Efficiency (lm/W)	Colour temp. (CCT)	Control System
GWS4420CA840	60°	30,800	189	163	4,000K	On/Off
GWS4420CA857	60°	30,800	189	163	5,700K	On/Off
GWS4420CH840	90°	30,800	189	163	4,000K	On/Off
GWS4420CH857	90°	30,800	189	163	5,700K	On/Off
GWS4420CP840	Array	30,800	189	163	4,000K	On/Off
GWS4420CP857	Array	30,800	189	163	5,700K	On/Off
GWS4420CQ840	Elliptical	28,400	189	150	4,000K	On/Off
GWS4420CQ857	Elliptical	28,400	189	150	5,700K	On/Off



ACCESSORIES

Code	Description
GWL1901	KIT OF ADJUSTABLE SUSPENSION CABLES WITH SAFETY CLAMP
GWL1907	SMART[4] CLEAR GLASS
GWL1945	4M FLOODLIGHT BRACKET KIT
GWL1948	WALL/CEILING-MOUNTING KIT 4M

DESIGN SOLUTION EXAMPLE:

Industrial - Production Suspension Installation

REFERENCE STANDARD

UNI 12464-1:2011 Metal Processing and Transformation	Illumination:	Uniformity:
par. 5.18.11 Assembly (medium)	E med ≥ 300lux	E min/E med ≥ 0.60
par. 5.18.11 Assembly (thin)	E med ≥ 500lux	E min/E med ≥ 0.60



AREA DATA

Project area	Installation height:	Installation type
4,694 m²	11m	Suspension

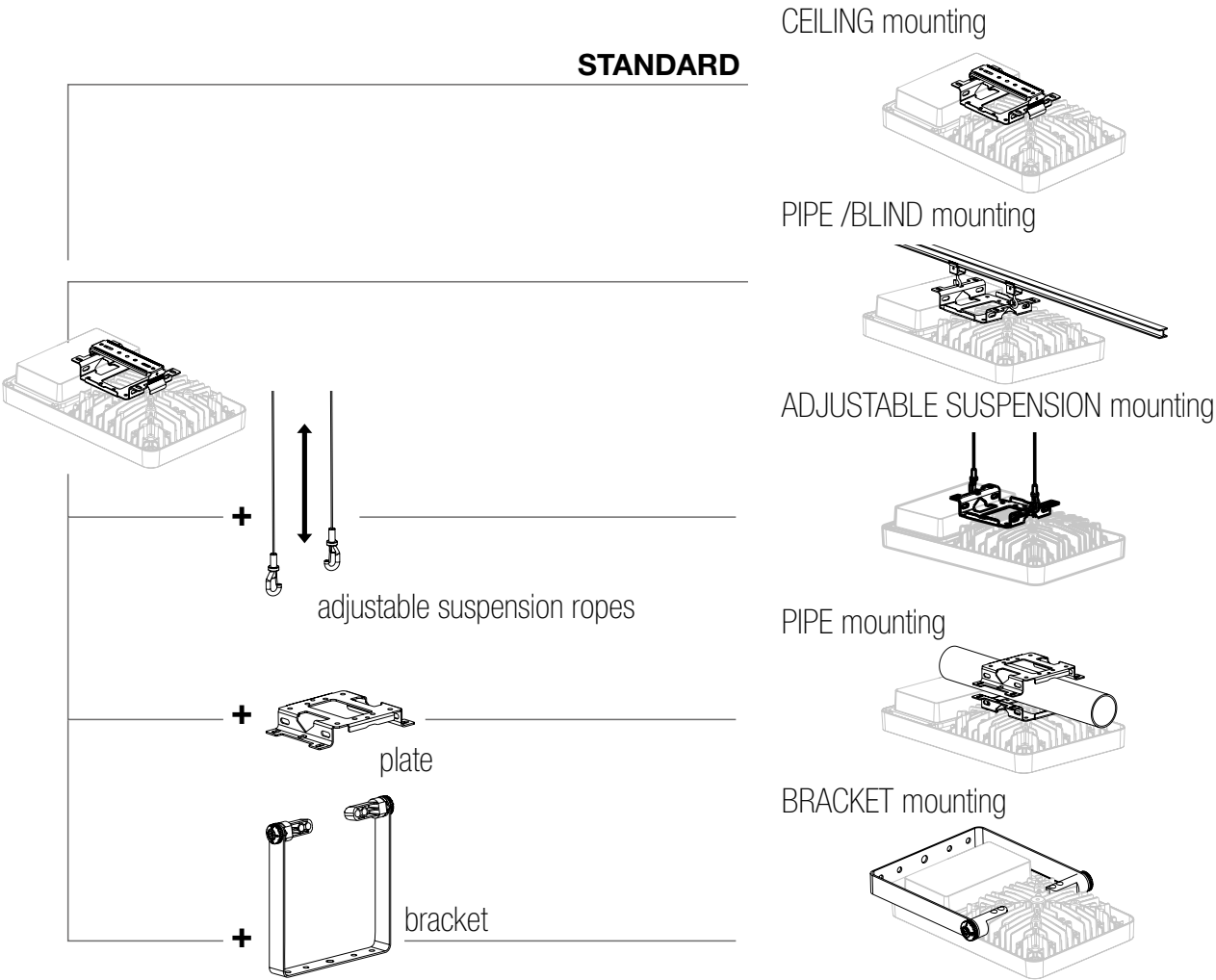
VALUES OBTAINED

UNI 12464-1:2011 Metal Processing and Transformation	Illumination:	Uniformity:
par. 5.18.11 Assembly (medium)	E med = 304lux	E min / E med = 0.91
par. 5.18.11 Assembly (thin)	E med = 530lux	E min / E med = 0.84

INSTALLED PRODUCTS

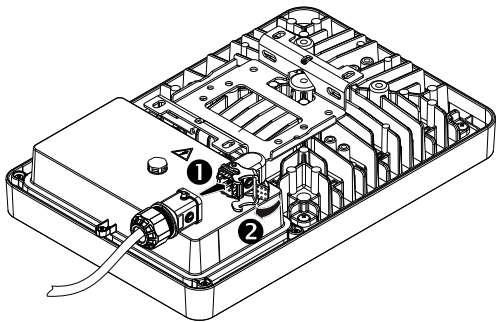
Code	Description	Quantity
GWS4421AH840	SMART[4] - 4M STAND ALONE DALI - 60° LED 840	72

Smart [4] 1M and Smart 4 2M mounting accessories

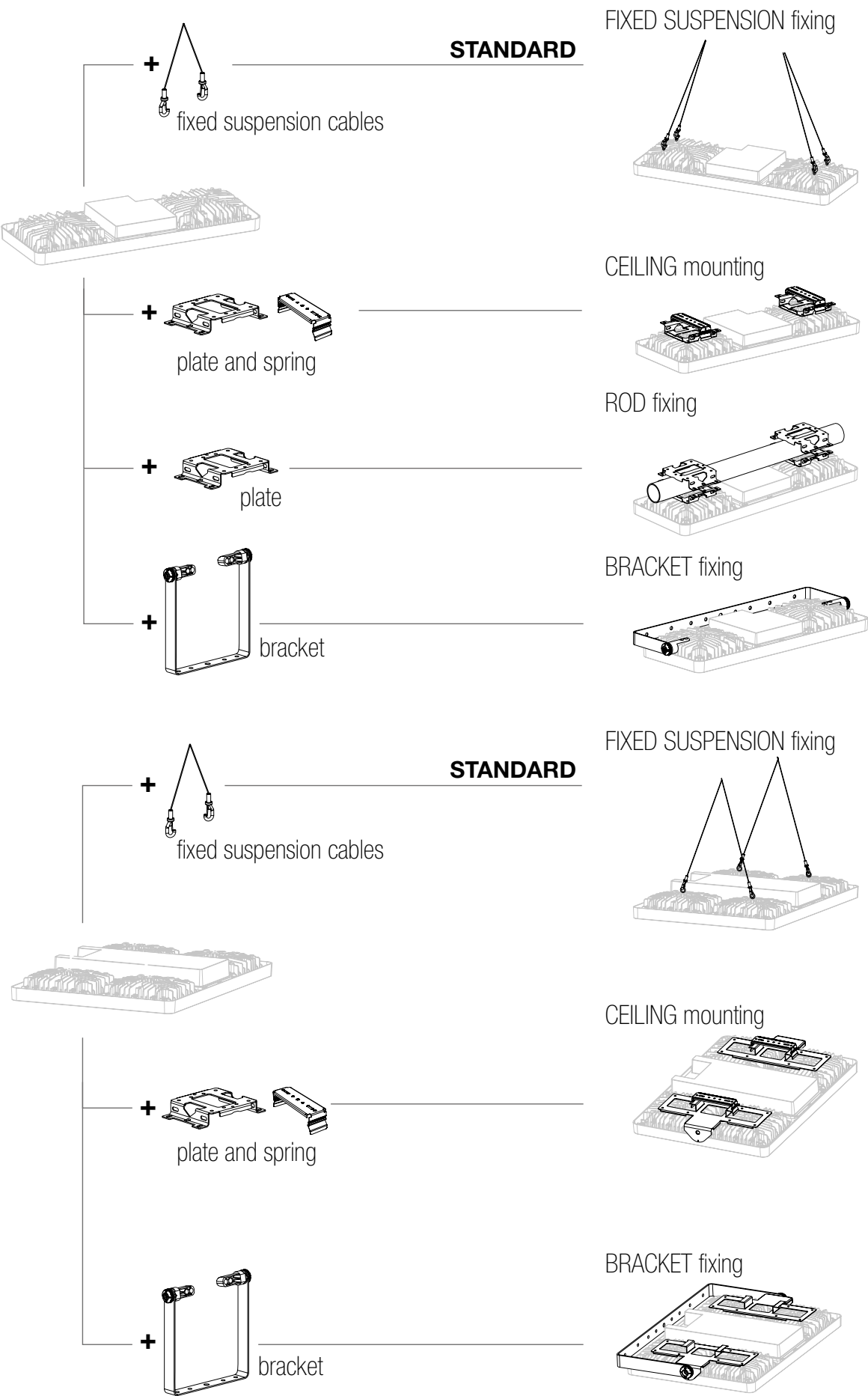


Quick wiring connector

Description	Smart [4] Connector feature
IP Grade protection	Smart [4] IP Grades
Colour	Grey RAL7035
Flexible cable section (mm²)	0.5 (tinned cable only) - 2.5 mm²
Hard cable section (mm²)	0.5 - 2.5 mm²
CPI or CPPI (with or without breaking capacity)	CPPI
In (A)	16 A
Vn (V)	230 - 400 V
Impulse endurance (Kv)	4 kV
Pollution level	3
Torque tightening ring nut case (Nm)	4 Nm
Cable sheathing (mm)	40 mm
Wire stripping (mm)	6 mm
Cable diameter range (mm)	7 - 14.4 mm



Smart [4] 2M and 4M mounting accessories





GEWISS AT YOUR SERVICE


DESIGN TEAM

Supporting you in the design of your electrical or lighting system, GEWISS provides specialised designers who can clarify your concerns or collaborate with you in drafting the design, ensuring quality and professionalism.

SOFTWARE



BIM is an online software that can be used on any internet-connected device (smartphone, tablet, or PC) with which you can download BIM models of GEWISS products.



PlugIn for professional light design with GEWISS products, for use with Relux® software.



PlugIn for professional light design with GEWISS products, for use with Dialux® software.



PlugIn for the realisation of BIM projects with GEWISS products, for use with Revit® software.

WWW.GEWISS.COM




Our website is constantly evolving to ensure you always have up-to-date information and useful work tools, which can be downloaded or consulted online at any time. In this section, you can also build your own custom catalogue and save your favourite products and services, so you can save time when viewing them, or simply keep them as an archive for your projects.

DOCUMENTATION



GEWISS develops different types of documentation for each product and solution range, from technical data sheets and specifications, to flyers, family or service brochures, to Solution catalogues dedicated to the various application segments, with insights into integrated solutions and IoT. Request the documentation you need from your trusted business reference or visit gewiss.com



GEWISS

Visit www.gewiss.com and follow us on:



GEWISS S.p.A.

Registered Office: Via A. Volta, 1
24069 CENATE SOTTO BG - Italy
Tel. +39 035 946 111 - Fax. +39 035 945 222
gewiss@gewiss.com - www.gewiss.com

Single shareholder company - Bergamo Business Register/VAT/Tax Code (IT) 00385040167
Economic and Administrative Index 107496 - Share Capital 60,000,000.00 Euros fully paid up

PB 22721 EN - 07.22

