

74 PS - INDICATOR LIGHTS Ø 22 mm - IP66
TECHNICAL CHARACTERISTICS (push-buttons and selectors)

Regulation: EN 60947-1 (CEI 17-44); EN 60947-5-1 (CEI 17-45)	Category of use at 230V: AC15 (*) 3A
Degree of protection: IP66 (terminals IP20)	DC13 (**) 0.55A
Rated insulation voltage: 690V	Protection against indirect contacts: double insulation <input type="checkbox"/> (***)
Impact resistance: 100 m/s ² (maximum breaking load 1000 m/s ²)	Electrical endurance (AC-12) 230V 6A: 250 000 operations
Operating temperature: -25°C to +55 °C	Thermal rated current of contacts I _{th} : 10A
Storage temperature: -45°C to +85 °C	Pollution rating class : 3

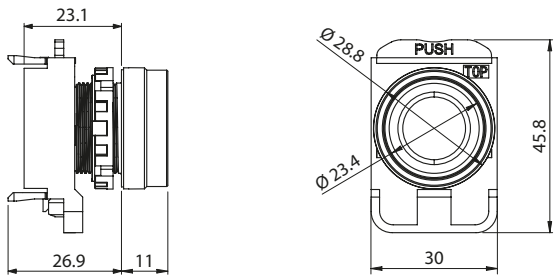
(*) AC 15 = Electromagnet control in AC (**) DC 13 = Electromagnet control in DC (***) According to standard EN61140

74 PS - INDICATORS - IP66
TECHNICAL CHARACTERISTICS

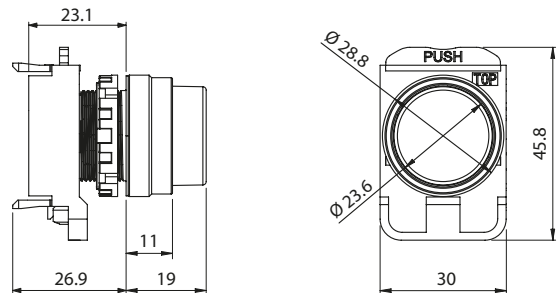
Regulation: EN 60947-1 (CEI 17-44); EN 60947-5-1 (CEI 17-45); EN 62471	Operating temperature: -25°C to +55 °C
Degree of protection: IP66 (terminals IP20)	Storage temperature: -45°C to +85 °C
Rated insulation voltage: 690V	Lamp: LED Coupling: BA9S Max power: 1W
Impact resistance: 100 m/s ² (maximum breaking load 1000 m/s ²)	

Type	Code	Voltage	LED current
LED	GW 74 515	12V	5mA
	GW 74 516	24V	4mA
	GW 74 517	110V	3mA
	GW 74 518	230/240V	3mA

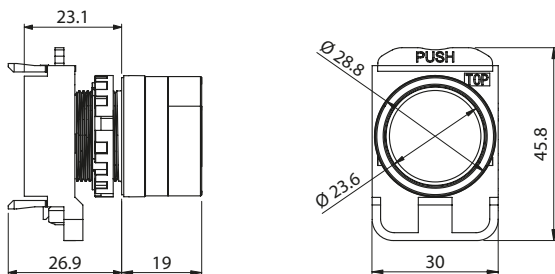
Dimension tables



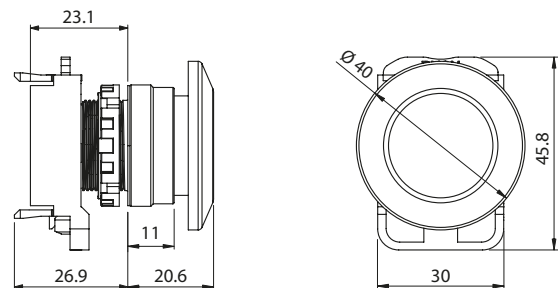
GW 74 301 ÷ GW 74 306



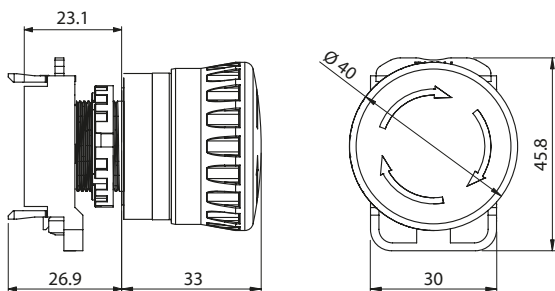
GW 74 311 ÷ GW 74 316



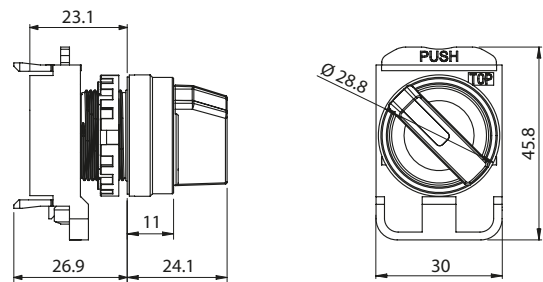
GW 74 341 ÷ GW 74 345



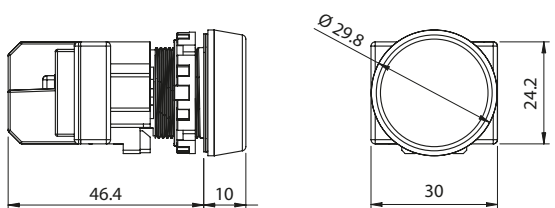
GW 74 363 - GW 74 364
GW 74 366 - GW 74 367



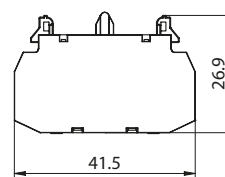
GW 74 361 - GW 74 365



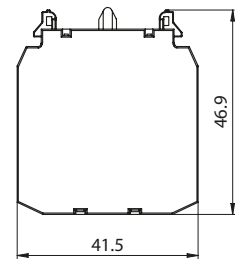
GW 74 401 - GW 74 402
GW 74 421 - GW 74 422



GW 74 451 ÷ GW 74 455



GW 74 501 - GW 74 502



GW 74 503 ÷ GW 74 505

COMBI 22 - CONTAINERS IN INSULATING MATERIAL FOR PUSH-BUTTONS, CONTROLS AND INDICATORS - IP66

TECHNICAL CHARACTERISTICS

Standard: IEC 60670-1; IEC 60670-22; EN 60670-1; EN 60670-22; CEI EN 60670-1; CEI EN 60670-22

Degree of protection: IP66

Protection against direct contact: double insulation (+)

Maximum operating temperature: min. -25°C; max. +60°C

Material: GW PLAST

Impact resistance at ambient temperature: IK 08

Resistance to abnormal heat and fire: thermo-pressure with ball 70°C
Glow wire test 650°C

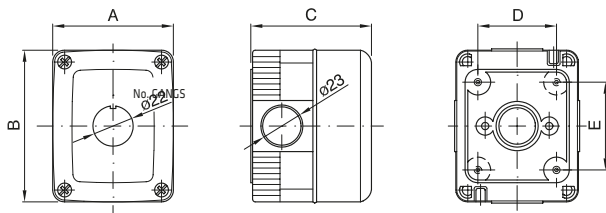
(+) Complete insulation, in accordance with EN 61140 Standard, obtainable by using the GW 44 622 screwcaps.

BEHAVIOUR WITH CHEMICAL AND ATMOSPHERIC AGENTS

Saline solution	Acids		Bases		Solvents				Mineral oil	UV rays
	Concentrated	Diluted	Concentrated	Diluted	Hexane	Benzol	Acetone	Ethyl alcohol		
Resistant	Not resistant	Resistant	Resistant	Resistant	Limited resistance	Not resistant	Not resistant	Limited resistance	Limited resistance	Limited resistance

Dimension tables

COMBI 22



Code	No. gangs	A	B	C	D	E	No. knockouts
GW 27 101	1	66	82	65	44	48	4
GW 27 111					48	110	8
GW 27 102	2	132	82		44	137	6
GW 27 103	3	66	171		110		10
GW 27 104	6	132	171		210		10
GW 27 105	12	264	171				

74 ATEX BOX CONTROL DEVICES

Run/stop and emergency push-buttons in aluminium box painted in Grey Ral 7037, suitable for use in **ZONE 22(D)**, equipped with contacts and cable gland in insulating material.

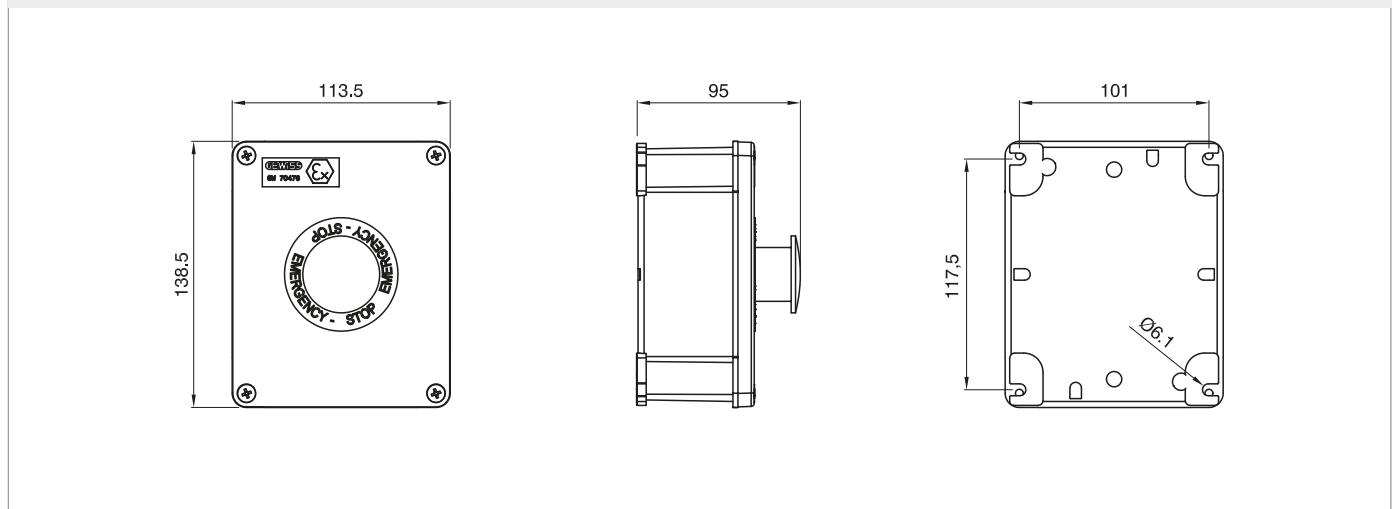
Technical data and compliance with Standards

Products	Reference Standards	Degree of protection (IP)	Protection against indirect contacts	Installation temperature		Thermo-pressure with ball (°C)	Glow Wire Test (°C)
				Minimum	Maximum		
Run-Stop	EN 60947-5-1 EN 60079-0 EN 60079-31 ATEX directive 94-9/EC	IP66		-25°C	+60°C	70°C	650°C
Emergency							

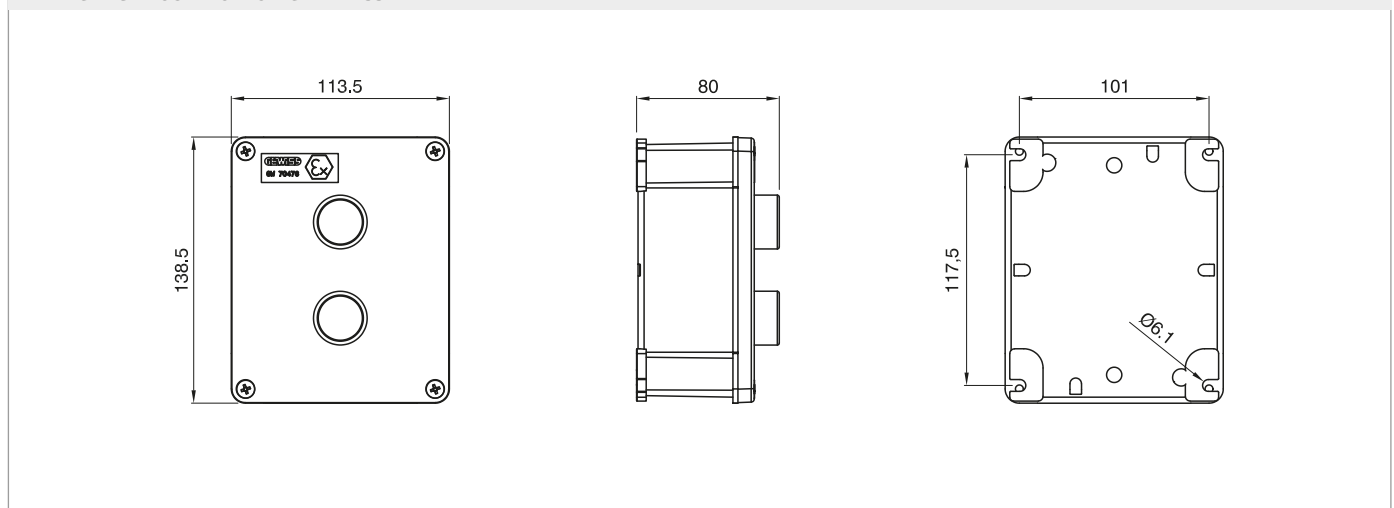
Note: for the behaviour with chemical and atmospheric agents, contact SAT Customer Service (+39 035/946111).

Dimension tables

EMERGENCY PUSH-BUTTON GW 74 232



EMERGENCY PUSH-BUTTON GW 74 233



For technical information contact the Technical Assistance Service or visit gewiss.com