

Technical data


CVX 160I	
Electrical characteristics	Mechanical characteristics
Standards: EN 61439-1 and EN 61439-2, EN 62208, CEI 23-48, CEI 23-49	Degree of protection: IP 30 without door
Rated current (In): up to 160 A	IP40 with glass/blank door
Rated operational voltage (Ue): up to 500V AC	Impact resistance: IK 07 for glass door
Rated insulation voltage (Ui): up to 500V AC	IK 09 front panels in plastic material
Rated impulse withstand voltage (Uimp): 6 kV 1.2/50 μs	IK 10 for metal casing
Rated conditioned short-circuit current (Icc): 10 kA	Operating temperature: -5°C - 40°C
Rated peak withstand current (Ipk): 17 kA	Storage temperature: -25°C - 55°C
Rated short-time withstand current (Icw): 10 kA (1s)	Sheet steel casing: 10/10mm thick
Protection against indirect contact: metal casing prearranged for earth connection	Sheet steel door: 12/10mm thick
	Sheet metal painted with colour Grey RAL 7035 epoxy-polyester powder

FUNCTIONAL CHARACTERISTICS

Type of installation: indoors	Door (except IP30 version) supplied disassembled, in a protective packaging
Capacity: 24 EN 50022 modules per row	Door assembly (except IP30 version) with reversible opening (right or left side)
Extractable galvanised sheet metal frame with uprights with 25mm pitch perforation for the assembly of the equipment installation kits	Pre-arrangement for safety lock with key
Flush-mounting depth d = 105mm for installation in plasterboard walls too, using the relevant bracket kit (GW 47 197)	Front panel in insulating material (RAL 7035 grey) with quick coupling with ergonomic grip
	Casing with wall-fixing brackets and knockouts on all sides for cable entry

Dispersible powers

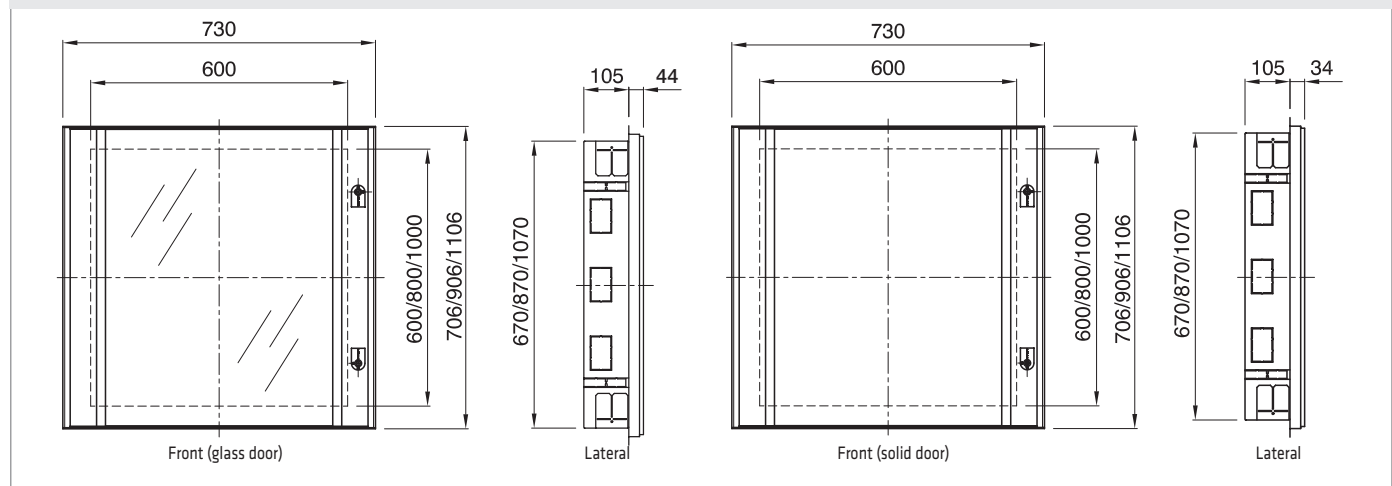
Board placed in niche

	Board LxH 600x600mm				Board LxH 600x800mm				Board LxH 600x1000mm				
	Overtemperature Δt (°C)	20	25	30	35	20	25	30	35	20	25	30	35
IP	Version	Maximum dispersible power (W)											
IP30	without door	60	80	99	120	70	93	114	140	74	100	125	153
IP40	solid door	53	70	87	105	57	77	97	119	66	87	109	133
IP40	glass door	55	72	90	109	59	80	100	122	68	90	113	198

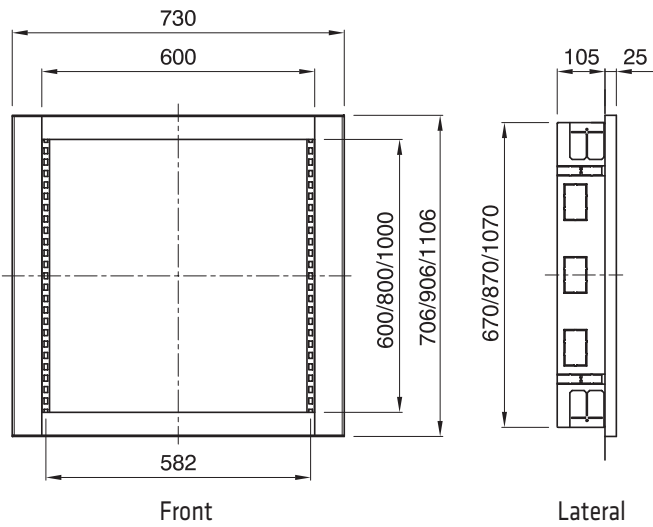
Dispersible powers obtained via laboratory tests carried out according to the method described in paragraph 10.10.4.2 of Standard EN 61439-1 and subsequently verified according to paragraph 10.10.4.3 of the same Standard.

Dimension tables

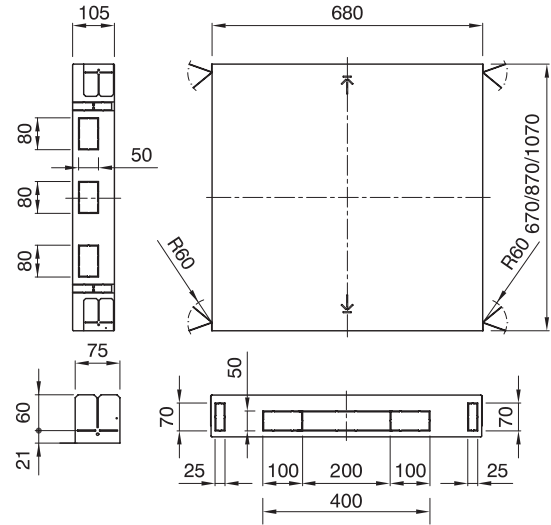
IP40 BOARDS



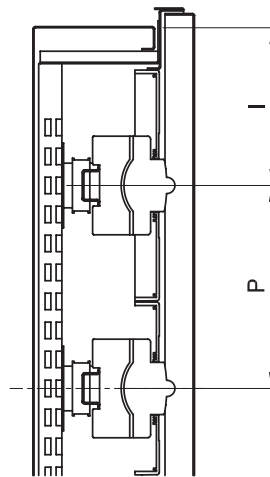
IP30 BOARDS



CASING DIMENSIONS

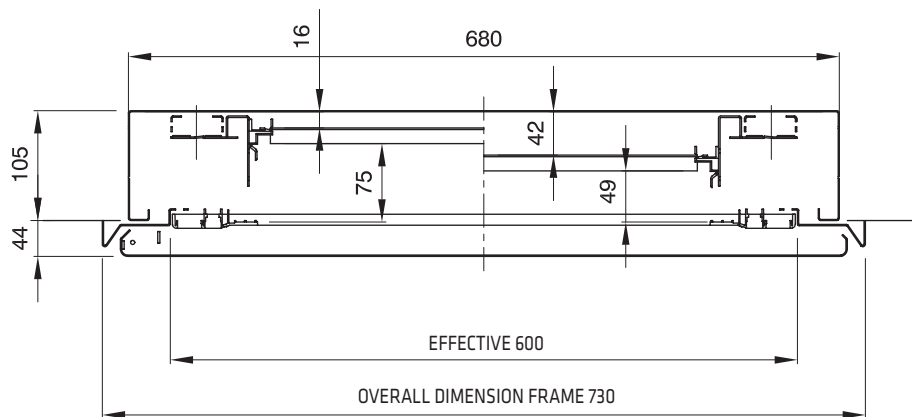


BELOW/UPPER OVERALL DIMENSIONS DEPENDING ON PITCH

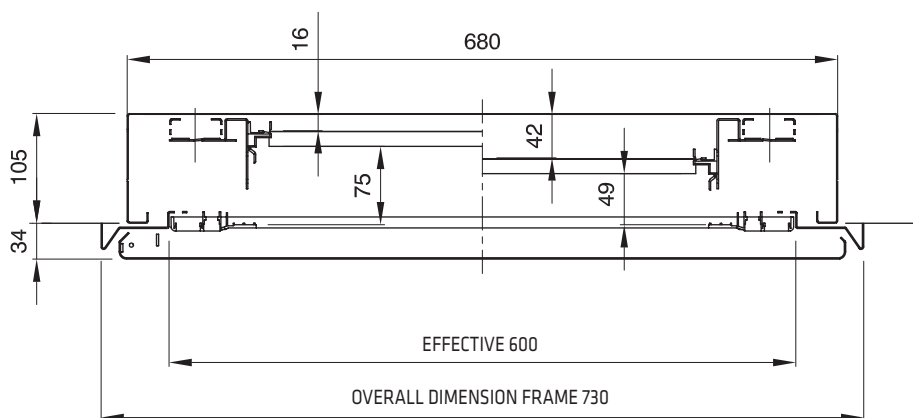


P	I
150	111
200	136


RAIL ADJUSTMENT (GLASS DOOR)



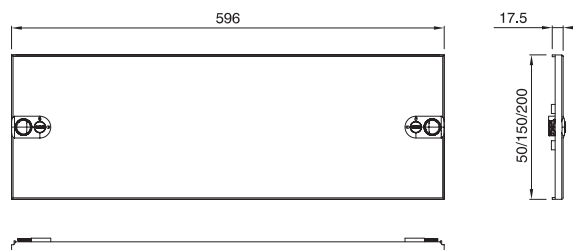
RAIL ADJUSTMENT (SOLID DOOR)



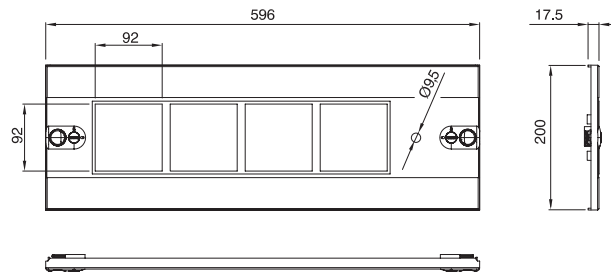
PANELS WITH WINDOWS



SOLID PANELS



INSTRUMENT PANELS



EARTHING BUSBAR

