

On request



Industrial LED lighting fixture made of die-cast EN AB 46100 aluminium with polyester powder coating. Correct illumination is provided by an optical system composed of different versions of lenses and sealed by an extra-clear tempered glass of 4mm. Silicone gaskets, Goretex breathing and anti-condensation device, waterproof connector for 1.5 mm² cables and stainless steel external screws. Integrated suspension fixing system thanks to a ring made directly in the die-cast aluminium. The die-cast aluminium structure guarantees optimal performance conditions both at Ta25° and Ta50° thanks to specific thermal sizing tests. The correct heat dispersion inside ESALITE is guaranteed by the special passive heat sink with a very low copper content that offers high qualitative and quantitative performances.

GENERAL INFORMATION

Context	Lighting for parks and green areas
Luminaire	LED luminaire with mid and high lumen power
Toepassing	Binnenshuis / buitenshuis
Unique digital code (Datamatrix)	Datamatrix
Kleur	Grey RAL 9006
Type lichtbron	LED
System vermogen	125 W
LED Lifetime	L90B10 (Tq 25°) 100000 h; L90B10 (Tq 50°) 55000 h
Gewicht (kg)	8.5
Garantie	5 jaar
Opslagtemperatuur	-25°C ÷ +70°C / HR 10% ÷ 85%
Operating temperature	-25°C ÷ +50°C

MATERIALS

Body	Gietaluminium
Type plaat	Flat tempered glass 4mm
Optic	PMMA lens
Gasket	CNC deposited sealant
Locking Hook	-
External screw	Stainless steel
Colour	Polyester powder coated

STANDARDS AND APPROVALS

Classificering	-
Toestel met verlaagde oppervlaktetemperatuur	-
DIN 18032-3-certificering	Nee
IPEA	-
Isolatie-klasse	I
IP-graad	IP66
Stoot-bestendigheid	IK08
Glow Wire Test	-

OPTIC AND ILLUMINATING FEATURES

Optiek	Wide 90°
Unified Glare Rating	UGR ≤ 22
Lumen-vermogen (lm)	13400
Efficacy (lm/W)	107
Kleur temperatuur	3000 K
Colour Rendering Index	CRI>80
Standard Deviation Colour Matching	SDCM = 3
Photobiological Risk Class	-
Standaard	EN60598-1; EN60598-2-5; IEC 62778; IEC62471

ELETRICAL AND LIGHTING FEATURES

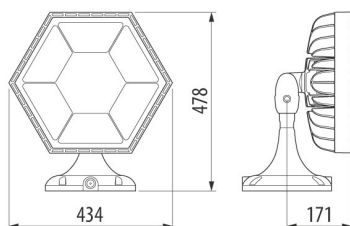
Voedings-spanning	220-240 V
Nominale frequentie (Hz)	50/60 Hz
Driver	Included
Driver failure rate	F10 = 100.000h Tq25°C/50.000h Tq50°C
Overvoltage protection	DM 6KV / CM 8KV
Control System	DALI

INSTALLATION AND MAINTENANCE

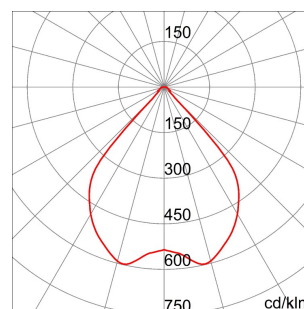
Mounting and installation	Wall/ground
Tilt	With graduated support
Wiring	With watertight connector
Bevestiging	-
Light source replaceability	Non-replaceable
Controlgear replaceability	By professional

Driver Box	Ingebouwd
Maximum surface exposed to the wind	0,14 m ²
-	-
-	-
-	-

DIMENSIONAL



PHOTOMETRIC DISTRIBUTION




On request

TECHNICAL SYMBOLOGY












0,14 m²



IP

IP66

IK

IK08

GWT

-

STANDARDS/APPROVALS

