

On request



Industrial LED lighting fixture made of die-cast EN AB 46100 aluminium with polyester powder coating. Correct illumination is provided by an optical system composed of different versions of lenses and sealed by an extra-clear tempered glass of 4mm. Silicone gaskets, Goretex breathing and anti-condensation device, waterproof connector for 1.5 mm<sup>2</sup> cables and stainless steel external screws. Integrated suspension fixing system thanks to a ring made directly in the die-cast aluminium. The die-cast aluminium structure guarantees optimal performance conditions both at Ta25° and Ta50° thanks to specific thermal sizing tests. The correct heat dispersion inside ESALITE is guaranteed by the special passive heat sink with a very low copper content that offers high qualitative and quantitative performances.

### GENERAL INFORMATION

Context	Lighting for parks and green areas
Luminaire	LED luminaire with mid and high lumen power
Toepassing	Binnenshuis / buitenshuis
Unique digital code (Datamatrix)	Datamatrix
Kleur	Grey RAL 9006
Type lichtbron	LED
System vermogen	52 W
LED Lifetime	L90B10 (Tq 25°) 100000 h; L90B10 (Tq 50°) 55000 h
Gewicht (kg)	3.8
Garantie	5 jaar
Opslagtemperatuur	-25°C ÷ +70°C / HR 10% ÷ 85%
Operating temperature	-25°C ÷ +50°C

### MATERIALS

Body	Gietaluminium
Type plaat	Flat tempered glass 4mm
Optic	PMMA lens
Gasket	CNC deposited sealant
Locking Hook	-
External screw	Stainless steel
Colour	Polyester powder coated

### STANDARDS AND APPROVALS

Classificering	-
Toestel met verlaagde oppervlaktetemperatuur	-
DIN 18032-3-certificering	Nee
IPEA	-
Isolatie-klasse	I
IP-graad	IP66
Stoot-bestendigheid	IK08
Glow Wire Test	-

### OPTIC AND ILLUMINATING FEATURES

Optiek	Wide 90°
Unified Glare Rating	UGR ≤ 25
Lumen-vermogen (lm)	6200
Efficacy (lm/W)	119
Kleur temperatuur	5700 K
Colour Rendering Index	CRI>80
Standard Deviation Colour Matching	SDCM = 3
Photobiological Risk Class	-

### ELETRICAL AND LIGHTING FEATURES

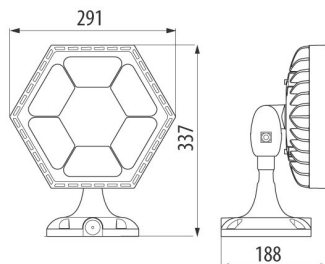
Voedings-spanning	220-240 V
Nominale frequentie (Hz)	50/60 Hz
Driver	Included
Driver failure rate	F10 = 100.000h Tq25°C/50.000h Tq50°C
Overvoltage protection	DM 6KV / CM 8KV
Control System	DALI

### INSTALLATION AND MAINTENANCE

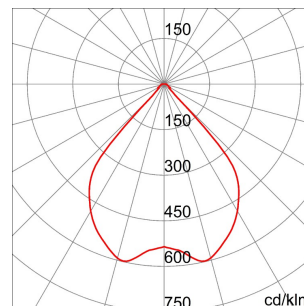
Mounting and installation	Wall/ground
Tilt	With graduated support
Wiring	With watertight connector
Bevestiging	-
Light source replaceability	Non-replaceable
Controlgear replaceability	By professional

Driver Box	Ingebouwd
Maximum surface exposed to the wind	0,07 m <sup>2</sup>

### DIMENSIONAL



### PHOTOMETRIC DISTRIBUTION




On request

TECHNICAL SYMBOLOGY










  
0,07 m²



**IP**  
IP66

**IK**  
IK08

**GWT**  
-

STANDARDS/APPROVALS

