


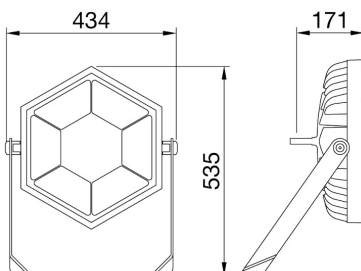
### ESALITE FL Schijnwerpers



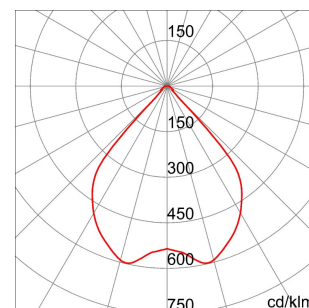
Industrial LED lighting fixture made of die-cast EN AB 46100 aluminium with polyester powder coating. Correct illumination is provided by an optical system composed of different versions of lenses and sealed by an extra-clear tempered glass of 4mm. Silicone gaskets, Goretex breathing and anti-condensation device, waterproof connector for 1.5 mm<sup>2</sup> cables and stainless steel external screws. Integrated suspension fixing system thanks to a ring made directly in the die-cast aluminium. The die-cast aluminium structure guarantees optimal performance conditions both at Ta25° and Ta50° thanks to specific thermal sizing tests. The correct heat dispersion inside ESALITE is guaranteed by the special passive heat sink with a very low copper content that offers high qualitative and quantitative performances.

GENERAL INFORMATION		OPTIC AND ILLUMINATING FEATURES	
Context	Industry, Logistic, Façade, Sport	Optiek	Wide 90°
Luminaire	LED luminaire with mid and high lumen power	Unified Glare Rating	UGR ≤ 22
Toepassing	Binnenshuis / buitenshuis	Lumen-vermogen (lm)	13400
Unique digital code (Datamatrix)	Datamatrix	Efficacy (lm/W)	107
Kleur	Grey RAL 9006	Kleur temperatuur	3000 K
Type lichtbron	LED	Colour Rendering Index	CRI>80
System vermogen	125 W	Standard Deviation Colour Matching	SDCM = 3
LED Lifetime	L90B10 (Tq 25°) 100000 h; L90B10 (Tq 50°) 55000 h	Photobiological Risk Class	-
Gewicht (kg)	9.5	Standaard	EN60598-1; EN60598-2-5; IEC 62778; IEC62471
Garantie	5 jaar	<b>ELETRICAL AND LIGHTING FEATURES</b>	
Opslagtemperatuur	-25°C + +70°C / HR 10% + 85%	Voedings-spanning	220-240 V
Operating temperature	-25°C + +50°C	Nominale frequentie (Hz)	50/60 Hz
<b>MATERIALS</b>		Driver	Included
Body	Gietaluminium	Driver failure rate	F10 = 100.000h Tq25°C/50.000h Tq50°C
Type plaat	Flat tempered glass 4mm	Overvoltage protection	DM 6KV / CM 8KV
Optic	PMMA lens	Control System	DALI
Gasket	CNC deposited sealant	<b>INSTALLATION AND MAINTENANCE</b>	
Locking Hook	-	Mounting and installation	Beugel
External screw	Stainless steel	Tilt	With graduated fixing bracket
Colour	Polyester powder coated	Wiring	With watertight connector
<b>STANDARDS AND APPROVALS</b>		Bevestiging	-
Classificering	-	Light source replaceability	Non-replaceable
Toestel met verlaagde oppervlaktetemperatuur	-	Controlgear replaceability	By professional
DIN 18032-3-certificering	Nee	Driver Box	Ingebouwd
IPEA	-	Maximum surface exposed to the wind	0,13 m <sup>2</sup>
Isolatie-klasse	I		
IP-graad	IP66		
Stootbestendigheid	IK08		
Glow Wire Test	-		

### DIMENSIONAL



### PHOTOMETRIC DISTRIBUTION



ESALITE FL  
Schijnwerpers

### TECHNICAL SYMBOLOGY



  
0,13 m<sup>2</sup>



**IP**  
IP66

**IK**  
IK08

**GWT**  
-

### STANDARDS/APPROVALS

**UK  
CA**

