


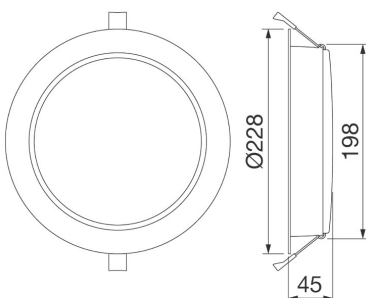
ELIA DL



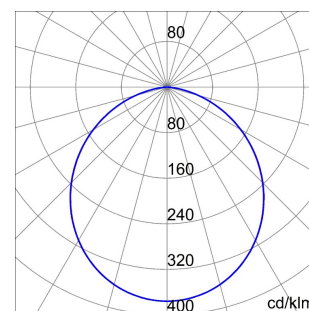
ELIA DL Flush-mounting LED downlight for lighting entrance areas, corridors and shared spaces, crafted from white power-coated die-cast aluminium with an opal diffusing shield. It is available in two power versions, with separate electronic power supply in the On/Off or DALI options provided as part of a kit, colour temperature of 4,000 K (neutral white) and colour rendering index of more than 80 or more than 90. ELIA DL has been designed to withstand temperature variations from -20°C to + 45°C, and offers protection from water and dust penetration of up to level IP54 and from shocks and impacts of up to level IK06. Light and easy to handle, ELIA DL is easy to install thanks to the connector for the electrical wiring and the quick, simple fin-locking mechanism.

GENERAL INFORMATION		- OPTIC AND ILLUMINATING FEATURES	
Context	Interior lighting	Optiek	Wide opal
Luminaire	LED luminaire for diffuse light	Unified Glare Rating	-
Toepassing	Intern	Lumen- vermogen (lm)	3300
Unique digital code (Datamatrix)	Currently not present	Efficacy (lm/W)	94
Kleur	Wit	Kleur temperatuur	4000 K
Type lichtbron	LED	Colour Rendering Index	CRI 90
System vermogen	35 W	Standard Deviation Colour Matching	SDCM = 3
LED Lifetime	L80B50 (Tq25°) = 50.000h	Photobiological Risk Class	RG0
Gewicht (kg)	0.8	Standaard	EN 60598-1; EN 60598-2-2; IEC/TR 62778; EN 62493
Garantie	5 jaar	ELETRICAL AND LIGHTING FEATURES	
Opslagtemperatuur	-20° +65°	Voedings- spanning	220-240 V
Operating temperature	-20° +45°	Nominale frequentie (Hz)	50 / 60
MATERIALS		- Driver	
Body	Gietaluminium -	Driver failure rate	External - Included F025 (Tq=25°C) = 50.000 h
Type plaat	Polycarbonate	Overvoltage protection	DM 1 kV
Optic	Opalescent polycarbonate diffuser	Control System	DALI
Gasket	-	INSTALLATION AND MAINTENANCE	
Locking Hook	-	Mounting and installation	Voor inbouw-
External screw	-	Tilt	-
Colour	Powder coating	Wiring	With connection terminal on driver
STANDARDS AND APPROVALS		Bevestiging	Via springs integrated with the luminaire
Classificering	-	Light souce replaceability	Non-replaceable
Toestel met verlaagde oppervlaktetemperatuur	-	Controlgear replaceability	By professional
DIN 18032-3-certificering	-	Driver Box	-
IPEA	-	Maximum surface exposed to the wind	-
Isolatie- klasse	II	-	-
IP- graad	IP40 - IP54	-	-
Stoot- bestendigheid	IK06	-	-
Glow Wire Test	650 °C	-	-

DIMENSIONAL



PHOTOMETRIC DISTRIBUTION



ELIA DL

TECHNICAL SYMBOLOGY



IP

IP40 - IP54

IK

IK06

GWT

650 °C

STANDARDS/APPROVALS

**UK
CA**

